

GARIS® 格瑞斯

GARIS PRODUCT CATALOGUE DRAWER SLIDE SYSTEMS



WECHAT  
OFFICIAL ACCOUNT



WECHAT  
MINI SITE



SGS



Guangdong GARIS Precision Hardware Technology CO.,LTD

ADD: No.2, Weibian Rd, Shujiu Village, Changping Town, Dongguan City,  
Guangdong Province, CN

[Http://www.garis.com.cn](http://www.garis.com.cn)

E-mail: [info@garis.com.cn](mailto:info@garis.com.cn)

2025

HOME  
HARDWARE INNOVATION  
DRIVER

**GAR!S® 格瑞斯**



INTRODUCTION




Garis, founded in 2001, is a leading manufacturer of functional home hardware, offering diverse solutions for creative living spaces. As a top player in China's hardware industry, its products are sold in 72 countries, serving global custom home and cabinet manufacturers with high-quality solutions.

Garis, recognized as a national high-tech enterprise, upholds the corporate philosophy of "exploring the essence of things to acquire knowledge and pioneering innovation." Guided by the high-end market, the company is committed to independent innovation and research and development. With over 150 R&D experts and 1,500 employees, it operates three production bases (200,000 sqm total), a research center, and holds 100+ patents. Certified by ISO9001 and ISO14001, Garis uses smart production and digital management.

Garis provides end-to-end services from design to delivery, ensuring flexible, high-standard production to meet global clients' diverse and time-sensitive needs.



PRODUCTION  
BASE



GARIS products thrive globally, driving production expansion. Since 2013, GARIS built facilities in Heyuan, Guangdong Province—Garis Lianping Industrial Park and Garis High-Tech Zone—totaling 200,000 sqm. Surrounded by nature environment, the zones exemplify "green production" and a "garden-style industrial park," with efficient transportation networks.

With over 20 years of growth, GARIS boasts a robust production system, featuring cutting-edge international equipment and advanced automated robotic lines. The company employs 150+ R&D experts and 1,500+ staff, using smart production and digital platforms across all stages—from raw material cutting to stamping, molding, injection molding, spraying, assembly, quality inspection, and product shipment. Every step, from design to quality and performance, is meticulously managed, reducing energy use while boosting production output.



DEVELOPMENT  
HISTORY

发展历程

2001	GARIS was established, primarily producing home plastic and hardware accessories, with a factory area of 500 square meters.
2002	The company built a comprehensive domestic sales network and expanded into overseas markets, leading to rapid growth. The production area increased to 1,500 square meters.
2004	GARIS pioneered the domestic soft-closing drawer system and debuted at the Guangzhou International Hardware and Accessories Exhibition, quickly gaining widespread attention and acclaim from customers worldwide. This success laid a solid foundation for GARIS's future growth.
2005	GARIS's soft-closing drawer system is sold in 36 countries worldwide and has established strategic partnerships with renowned global cabinet manufacturers and hardware traders.
2006	Major modifications have been implemented for the soft-closing drawer system, alongside ongoing enhancements to refine the product's features and structural design.

2006	Major modifications have been implemented for the soft-closing drawer system, alongside ongoing enhancements to refine the product's features and structural design.
2007	The second-generation concealed soft-closing drawer system quickly dominated the market. The company expanded production into a 20,000m² facility, employed 300 staff, and achieved an annual output exceeding 100 million yuan.
2008	Venturing into the basket slide market and swiftly rising to prominence as a leading domestic basket manufacturer and top supplier for cabinet accessories, consistently securing a market share exceeding 80%.
2009	Garis Office Building was completed,equipped with A new R&D center and laboratory center, which were built to develop higher quality products and provide better services for global users.

2011	The new generation IN-BOX versatile drawer has been innovatively launched. A breakthrough in soft-closing slide technology has been achieved, developing its rails with a load-bearing capacity of 45KG/70KG.
2013	The ultra-thin, brand-new MINI-BOX optimized slim soft-closing drawer series has been successfully launched, alongside the release of a newly designed storage system.
2015	The Garis construction area of the Lianping factory in Heyuan City, is 60,000 square meters. Two fully automatic spraying production lines have been introduced, significantly doubling the production capacity of drawers.
2017	Soft-closing technology has achieved a major breakthrough. The innovative stepless variable soft-closing technology enables smoother sliding and softer closing.
2019	The G2 and G6 concealed slides, along with the METAL-BOX ultra-thin drawers, have been simultaneously launched, providing enhanced options for diverse home space solutions.

2021	The 13MM ultra-slim borderless U-BOX soft-closing drawer series, seamlessly aligned with modern aesthetic design, debuts innovatively. With a groundbreaking breakthrough in concealed slide performance and sychronization, it ensures precise and smooth sliding, offering versatile solutions for diverse home spaces.
2022	The 13MM ultra-slim borderless U-BOX soft-closing drawer series, seamlessly aligned with modern aesthetic design, debuts innovatively. With a groundbreaking breakthrough in concealed slide performance and sychronization, it ensures precise and smooth sliding, offering versatile solutions for diverse home spaces.
2025	The all-new N Series and R Series soft-closing drawers have made a powerful debut, collaborating to revolutionize the drawer divider storage solutions and ushering in a new era for the high-end custom home hardware industry.



DOMESTIC SALES  
NETWORK



Garis International Hardware Produce Co.,Ltd. is the earliest domestic professional manufacturer that independently research, produce and sell cabinet furniture soft-closing drawer slides, basket soft-closing slides, and concealed silent slides, hinge and other function hardware. Garis is the pioneer of China soft-closing drawer technology development.

GLOBAL SALES  
NETWORK



ASIA

	IN	New Delhi
	IL	Jerusalem
	KR	Seoul
	CN	Beijing
	BL	
	KW	Kuwait City
	AE	Riyadh
	MY	Kuala Lumpur
	VN	Hanoi
	PK	Islamabad
	TH	Bangkok
	IR	Tehran
	NP	Kathmandu
	ID	Jakarta
	SG	Singapore City
	HK CHINA	
	JP	Tokyo
	MN	Ulaanbaatar
	LB	Beirut

AFRICA

	TN	Tunis
	MA	Rabat
	ZA	Pretoria

OCEANIA

	AU	Canberra
	NZ	Wellington

EUROPE

	ES	Madrid
	PL	Warsaw
	IE	Dublin
	GB	London
	PT	Lisbon
	GR	Athens
	SI	Ljubljana
	UA	Kiev
	SK	Bratislava
	CZ	Prague
	MD	Chisinau
	IT	Rome
	DE	Berlin
	TR	Ankara
	RS	Belgrade
	BU	Sofia
	FR	Paris
	RF	Moscow

SOUTH AMERICA

	BR	Brasilia
	CL	San Diego
	AR	Buenos Aires

NORTH AMERICA

	US	Washington
	CA	Ottawa



## Small Space, Big Wisdom Say Goodbye to Search Anxiety

The kitchen, where the warmth of home resides, can easily devolve into a chaotic battleground. Drawers—those unassuming storage corners—quietly accumulate daily frustrations with every open and close.

Forks tangle with spice jars, plastic wrap and baking molds tumble out in clusters. Each search feels like a doomed treasure hunt.

Yet, with a touch of ingenuity and planning, drawers transform from abysses of disorder into secret hubs of efficiency. Every moment in the kitchen becomes calm, elegant, and effortlessly intentional.





## Crafting Efficient, Organized Private Spaces

Wardrobe Drawers, Though compact in size, wardrobe drawers carry both the trivialities and rituals of daily dressing.

Whether storing undergarments, socks, accessories, or seasonal clothing, haphazard piling not only wastes space, but also drains precious time and mental energy.

A scientific, sustainable drawer organization system, maximizes spatial efficiency, while transforming the anxiety of frantic searching into the calm of having everything at a glance.





## Farewell to Clutter

### Unlock a Refreshing "One-Second Precision Access" Space

Living Room Drawers, As the face of a home and the heart of daily life, living room drawers serve as the "invisible battleground" for storage, often crammed with remotes, stationery, tools, medications, chargers, and other miscellany.

Seemingly minor disorganization turns every search into a stressful treasure hunt, while visible clutter undermines aesthetic harmony.

A scientific, efficient living room drawer system not only unlocks 50% of hidden storage potential but also converts "organization anxiety" into "confidence in life mastery."



## Small Space, Big Wisdom

### Create a Dry, Efficient Bathroom Sanctuary

Bathroom Drawers, As the start and end of daily routines, bathroom drawers act as the "invisible stewards" of this intimate space, often overflowing with skincare products, toiletries, and cleaning supplies. Humid environments and frequent use, make bathroom drawers prone to chaotic disarray

toppling bottles, tangled razors and cotton swabs, and even bacteria growth from moisture.

A scientific bathroom drawer system, eliminates the frustration of rummaging, implements dry-wet separation and precise zoning, and ensures every item stays within reach—safeguarding both hygiene and efficiency.





## The Beauty of Details The Choice of Quality

Wooden drawer slides, as a crucial component of furniture hardware, are widely used in connecting wooden drawers for cabinets, furniture, filing cabinets, and bathroom vanities.

Wooden drawer slides: the fluid art in everyday life. Their smooth, refined glide enhances home living with convenience and elegance. Capture life's beautiful moments and craft comfortable experiences.

MINI-BOX · S001		IN-BOX083		Concealed undermount Slide Series139	
MINI-BOX · S		IN-BOX		M Series Sync Concealed undermount Slide	
SG1301	015	GH3201	089	Full extension(16mm Handle Type)	147
SG1302	017	GH3202	091	Full extension(19mm Handle Type)	148
SG1303	019	GH3203	093	Full extension(16mm Pin Type)	149
SG1304	021	GH3204	095	Full extension(19mm Pin Type)	150
SG13 LED System	023	GH3214	097	Single extension(16mm Handle Type)	151
SG1331	027	GH3222	099	Single extension(19mm Handle Type)	152
SG1332	029	GH3223	101	Single extension(16mm Pin Type)	153
SG1333	031	GH3224	103	Single extension(19mm Pin Type)	154
SG1334	033	GH3234	105		
Internal Drawer	035	GH3243	107	G Series Sync Concealed undermount Slide	
Back Panel	039	GH3254	109	Single extension(16mm Handle Type)	155
Tall Cabinet Application	041	IN-BOX Divider series	111	Single extension(19mm Handle Type)	156
Wardrobe Series	043	Internal Drawer	113	Single extension(16mm Pin Type)	157
Narrow Cabinet Application	045	IN-BOX Steel back panel	115	Single extension(19mm Pin Type)	158
Storage Divider Series	047	Tall Cabinet Application	117	Extra extension(19mm Pin Type)	159
Installation Diagram	053	Narrow Cabinet Application	119		
		Installation Diagram	121		
METAL-BOX · S057		SMT-BOX125		Ball Bearing Slide Series161	
METAL-BOX · S		SMT-BOX		Full Extension BBS standard	
SG1201	065	GR201	127	Full Extension BBS Soft Closing	168
SG1202	067	GR202	129	Full Extension BBS Push to Open	169
SG1203	069	GR203	131	Thicker-Full Extension BBS standard	170
SG1231	071	Divider Series	133	Thicker-Full Extension BBS Soft Closing	161
SG1232	073	Installation Diagram	135	Thicker-Full Extension BBS Push to Open	172
SG1233	075				
Wardrobe Series	077				
Installation Diagram for Single extension slide	079				
Installation Diagram for Full extension slide	081				











# MINI-BOX·S

SLIMLINE S DRAWER SERIES



## Adult Sense of Security Begins with drawers that close flawlessly

The drawer,  
a whisperer of time,  
with a gentle pull,  
unveils fragments of bygone memories.

Within lies childhood's secret diaries,  
youthful love letters tinged with shyness,  
and occasionally rediscovered fragments and  
occasionally rediscovered fragments

Every touch becomes,  
a dialogue with yesterday.








- Connection to the drawer front with three-dimensional adjustment capabilities (vertical, horizontal, and depth)



- Rear adjustment mechanism for tilting adjustment and lateral positioning






• Heavy-duty construction with reinforced stability and exceptional load-bearing capacity



• Integrated soft closing system ensuring cushioned closure and silent operation




• Synchronized rail mechanism for smooth, wobble-free movement






• Equipped with a self-opening mechanism. With just a gentle touch on the front panel, the drawer glides open smoothly and effortlessly.



**GARIS® 格瑞斯**





• Stepless Variable Speed Assistance ensures smooth closing and effortless, stable opening of drawers.



•  $\pm 2.5$  mm Precision Door Gap Adjustment, paired with a synchronizing rod, enables streamlined installation and achieves flush, aesthetically pleasing door panels.



• 3-Level Adjustable Resistance automatically adapts to drawer load weight, delivering effortless opening in any scenario.



• 2 mm Ultra-Precise Trigger Distance guarantees responsive activation for instant access.



Concealed Full Extension  
Full extension Synchronous slide Technology  
13mm Ultra-Thin Drawer Side Design  
Load Capacity, Ultra-Long Lifespan  
3D Adjustment on Drawer Side  
Built-in SCT Stepless Speed Regulation Damping Technology  
Ensures Smooth and Gentle Closing of slide Movement  
Equipped with TOS Push to Open Technology



# MINI-BOX·S

## SG1301

H=115mm


Nominal Length	Soft-Closing Drawer	Push to Open Drawer	Soft-Closing Push to Open Drawer	Standard Components
270mm	SG1301-270(A)	SG1331-270(A)		1.Slide(Left/Right)
300mm	SG1301-300(A)	SG1331-300(A)		2.Side Panel (Left/Right)
350mm	SG1301-350(A)	SG1331-350(A)	SG1321-350(A)	3.Rear Connector (Left/Right)
400mm	SG1301-400(A)	SG1331-400(A)	SG1321-400(A)	4.Front Connector (Left/Right)
450mm	SG1301-450(A)	SG1331-450(A)	SG1321-450(A)	5.Quick-Install Front Connector (Left/Right) (Optional)
500mm	SG1301-500(A)	SG1331-500(A)	SG1321-500(A)	6.Soft-Closing Push to Open Device Sync Rod L1000
550mm	SG1301-550(A)	SG1331-550(A)	SG1321-550(A)	

Note: (A) Colors: Silky White (W), Iron grey (G)



Details QR Code

1



Slide (Left/Right) / Industrial Packaging  
Material: Plain Galvanized Steel

Soft-Closing Slide

Push to Open Slide

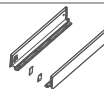
Soft-Closing Push to Open Slide

130SL

131SL

132SL

Note: SL: Nominal Length 270/300/350/400/450/500/550mm  
Soft-Closing Push to Open Slide nominal length 350/400/450/500/550mm



Side Panel (Left/Right) / Industrial Packaging  
Material: Cold-Rolled Steel

Item Number

131SL(A)

Note: SL: Nominal Length 270-550mm  
(A) Colors: Silky White (W), Iron grey (G)



Front Connector (Left/Right) / Industrial Packaging  
Material: Plain Galvanized Steel

Item Number

G13501



Quick-Install Front Connector (Left/Right) / Industrial Packaging  
Material: Plain Galvanized Steel  
Optional

Item Number

G13502



Rear Connector (Left/Right) / Industrial Packaging  
Material: Cold-Rolled Steel

Item Number

130068(A)

Note: (A) Colors: Silky White (W), Iron grey (G)



Soft-Closing+Push to Open/Push to Open Device Sync Rod L1000 / Industrial Packaging  
Material: Aluminum

Item Number

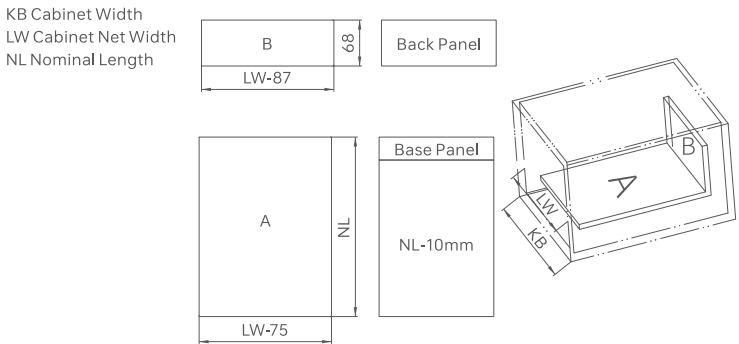
G13100

Cutting Instructions:1: Push to Open Sync Rod Cutting Length = Cabinet Net Width - 190mm  
2: Soft-Closing+Push to Open Sync Rod Cutting Length = Cabinet Net Width - 230mm

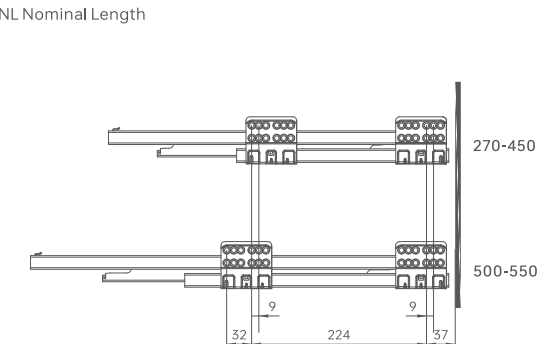


Required Space

### 16mm Thick MDF Cutting Dimensions



### Cabinet Slide Installation Dimensions



Concealed Full Extension  
Full extension Synchronous slide Technology  
13mm Ultra-Thin Drawer Side Design  
Load Capacity, Ultra-Long Lifespan  
3D Adjustment on Drawer Side  
Built-in SCT Stepless Speed Regulation Damping Technology  
Ensures Smooth and Gentle Closing of slide Movement  
Equipped with TOS Push to Open Technology



# MINI-BOX·S

## SG1302

H=147mm

Nominal Length	Soft-Closing Drawer	Push to Open Drawer	Soft-Closing Push to Open Drawer	Standard Components
270mm	SG1302-270(A)	SG1332-270(A)		1.Slide(Left/Right)
300mm	SG1302-300(A)	SG1332-300(A)		2.Side Panel (Left/Right)
350mm	SG1302-350(A)	SG1332-350(A)	SG1322-350(A)	3.Rear Connector (Left/Right)
400mm	SG1302-400(A)	SG1332-400(A)	SG1322-400(A)	4.Front Connector (Left/Right)
450mm	SG1302-450(A)	SG1332-450(A)	SG1322-450(A)	5.Quick-Install Front Connector (Left/Right) (Optional)
500mm	SG1302-500(A)	SG1332-500(A)	SG1322-500(A)	6.Soft-Closing Push to Open Device Sync Rod L1000
550mm	SG1302-550(A)	SG1332-550(A)	SG1322-550(A)	

Note: (A) Colors: Silky White (W), Iron grey (G)



Details QR Code

1

Slide (Left/Right) / Industrial Packaging  
Material: Plain Galvanized Steel

Soft-Closing Slide

Push to Open Slide

Soft-Closing Push to Open Slide

130SL

131SL

132SL

Note: SL: Nominal Length 270/300/350/400/450/500/550mm

Soft-Closing Push to Open Slide nominal length 350/400/450/500/550mm

Required Space

2

Side Panel (Left/Right) / Industrial Packaging  
Material: Cold-Rolled Steel

Item Number

132SL(A)

Note: SL: Nominal Length 270-550mm

(A) Colors: Silky White (W), Iron grey (G)

4

Front Connector (Left/Right) / Industrial Packaging  
Material: Plain Galvanized Steel

Item Number

G13501

4

Quick-Install Front Connector (Left/Right) / Industrial Packaging  
Material: Plain Galvanized Steel

Item Number

G13502

3

Rear Connector (Left/Right) / Industrial Packaging  
Material: Cold-Rolled Steel

Item Number

130100(A)

Note: (A) Colors: Silky White (W), Iron grey (G)

5

Soft-Closing+Push to Open/ Push to Open Device Sync Rod  
L1000 / Industrial Packaging  
Material: Aluminum

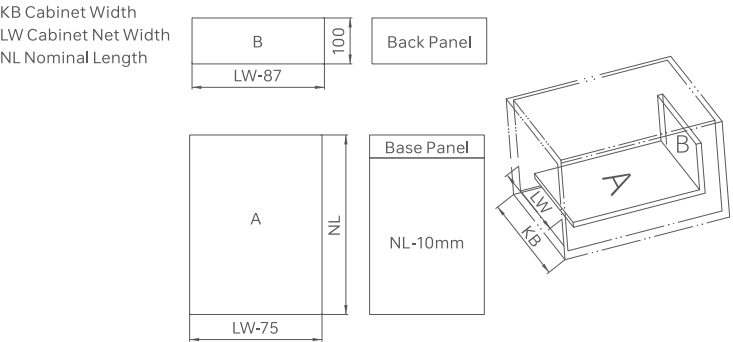
Item Number

G13100

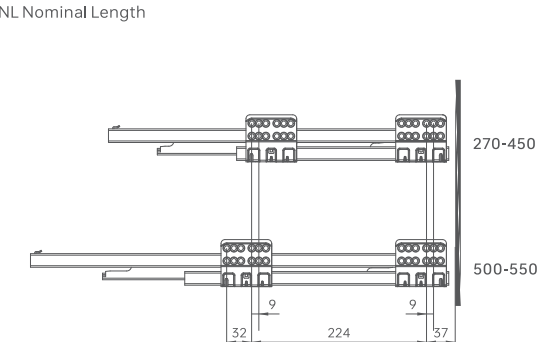
Cutting Instructions:1: Push to Open Sync Rod Cutting Length = Cabinet Net Width - 190mm

2: Soft-Closing+Push to Open Sync Rod Cutting Length = Cabinet Net Width - 230mm

### 16mm Thick MDF Cutting Dimensions



### Cabinet Slide Installation Dimensions





Concealed Full Extension  
Full extension Synchronous slide Technology  
13mm Ultra-Thin Drawer Side Design  
Load Capacity, Ultra-Long Lifespan  
3D Adjustment on Drawer Side  
Built-in SCT Stepless Speed Regulation Damping Technology  
Ensures Smooth and Gentle Closing of slide Movement  
Equipped with TOS Push to Open Technology



# MINI-BOX·S

## SG1303


H=198mm

Nominal Length	Soft-Closing Drawer	Push to Open Drawer	Soft-Closing Push to Open Drawer	Standard Components
270mm	SG1303-270(A)	SG1333-270(A)		1.Slide(Left/Right)
300mm	SG1303-300(A)	SG1333-300(A)		2.Side Panel (Left/Right)
350mm	SG1303-350(A)	SG1333-350(A)	SG1323-350(A)	3.Rear Connector (Left/Right)
400mm	SG1303-400(A)	SG1333-400(A)	SG1323-400(A)	4.Front Connector (Left/Right)
450mm	SG1303-450(A)	SG1333-450(A)	SG1323-450(A)	5.Quick-Install Front Connector (Left/Right) (Optional)
500mm	SG1303-500(A)	SG1333-500(A)	SG1323-500(A)	6.Soft-Closing Push to Open Device Sync Rod L1000
550mm	SG1303-550(A)	SG1333-550(A)	SG1323-550(A)	

Note: (A) Colors: Silky White (W), Iron grey (G)



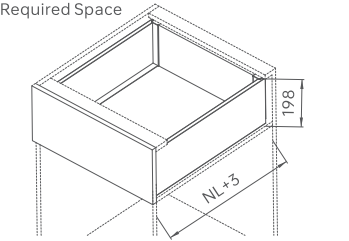
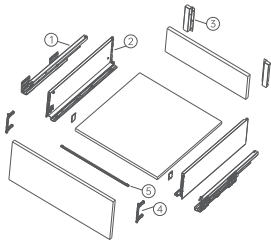
1



Slide (Left/Right) / Industrial Packaging  
Material: Plain Galvanized Steel

Soft-Closing Slide	Push to Open Slide	Soft-Closing Push to Open Slide
130SL	131SL	132SL

Note: SL: Nominal Length 270/300/350/400/450/500/550mm  
Soft-Closing Push to Open Slide nominal length 350/400/450/500/550mm



2



Side Panel (Left/Right) / Industrial Packaging  
Material: Cold-Rolled Steel

Item Number

133SL(A)

Note: SL: Nominal Length 270-550mm  
(A) Colors: Silky White (W), Iron grey (G)

4



Front Connector (Left/Right) / Industrial Packaging  
Material: Plain Galvanized Steel

Item Number

G13701

4




Quick-Install Front Connector (Left/Right) / Industrial Packaging  
Material: Plain Galvanized Steel

Optional

Item Number

G13702

3




Rear Connector (Left/Right) / Industrial Packaging  
Material: Cold-Rolled Steel

Item Number

130151(A)

Note: (A) Colors: Silky White (W), Iron grey (G)

5



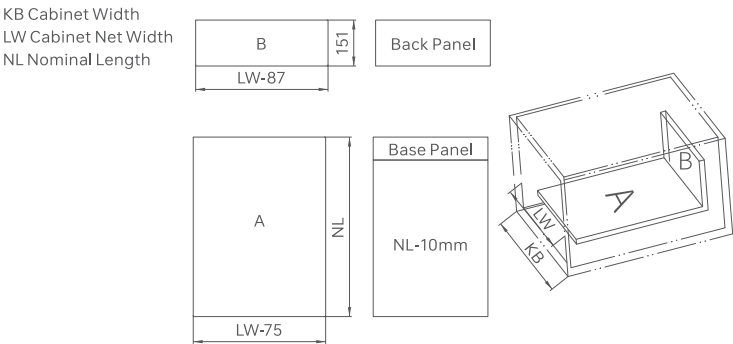
Soft-Closing+Push to Open/Push to Open Device Sync Rod L1000 / Industrial Packaging  
Material: Aluminum

Item Number

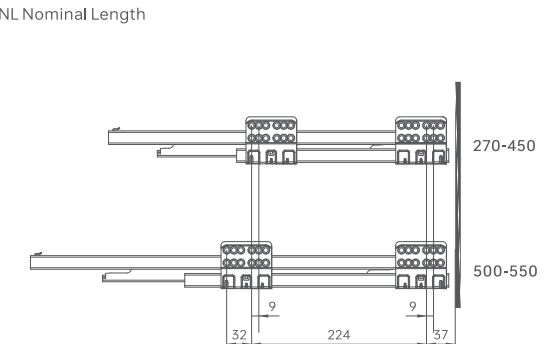
G13100

Cutting Instructions:1: Push to Open Sync Rod Cutting Length = Cabinet Net Width - 190mm  
2: Soft-Closing+Push to Open Sync Rod Cutting Length = Cabinet Net Width - 230mm

### 16mm Thick MDF Cutting Dimensions



### Cabinet Slide Installation Dimensions






Concealed Full Extension  
Full extension Synchronous slide Technology  
13mm Ultra-Thin Drawer Side Design  
Load Capacity, Ultra-Long Lifespan  
3D Adjustment on Drawer Side  
Built-in SCT Stepless Speed Regulation Damping Technology  
Ensures Smooth and Gentle Closing of slide Movement  
Equipped with TOS Push to Open Technology




# MINI-BOX·S

## SG1304

H=198mm

Nominal Length	Soft-Closing Drawer	Push to Open Drawer	Soft-Closing Push to Open Drawer	Standard Components
270mm	SG1304-270(A)	SG1334-270(A)		<div>1.Slide(Left/Right)</div> <div>2.Side Panel (Left/Right)</div> <div>3.Rear Connector (Left/Right)</div> <div>4.Front Connector (Left/Right)</div> <div>5.Quick-Install Front Connector (Left/Right) (Optional)</div> <div>6.Soft-Closing Push to Open Device Sync Rod L1000</div> <div><div>Details QR Code</div></div>
300mm	SG1304-300(A)	SG1334-300(A)		
350mm	SG1304-350(A)	SG1334-350(A)	SG1324-350(A)	
400mm	SG1304-400(A)	SG1334-400(A)	SG1324-400(A)	
450mm	SG1304-450(A)	SG1334-450(A)	SG1324-450(A)	
500mm	SG1304-500(A)	SG1334-500(A)	SG1324-500(A)	
550mm	SG1304-550(A)	SG1334-550(A)	SG1324-550(A)	
Note: (A) Colors: Silky White (W), Iron grey (G)				

1




Slide (Left/Right) / Industrial Packaging  
Material: Plain Galvanized Steel

Soft-Closing Slide	Push to Open Slide	Soft-Closing Push to Open Slide
130SL	131SL	132SL

Note: SL: Nominal Length 270/300/350/400/450/500/550mm  
Soft-Closing Push to Open Slide nominal length 350/400/450/500/550mm

2




Side Panel (Left/Right) / Industrial Packaging  
Material: Cold-Rolled Steel

Item Number

134SL(A)

Note: SL: Nominal Length 270-550mm  
(A) Colors: Silky White (W), Iron grey (G)

3




Rear Connector (Left/Right) / Industrial Packaging  
Material: Cold-Rolled Steel

Item Number

130183(A)

Note: (A) Colors: Silky White (W), Iron grey (G)

4




Front Connector (Left/Right) / Industrial Packaging  
Material: Plain Galvanized Steel

Item Number

G13701

4




Quick-Install Front Connector (Left/Right) / Industrial Packaging  
Material: Plain Galvanized Steel

Item Number

G13702

5

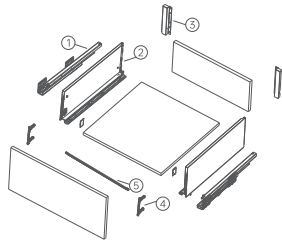


Soft-Closing+Push to Open/Push to Open Device Sync Rod L1000 / Industrial Packaging  
Material: Aluminum

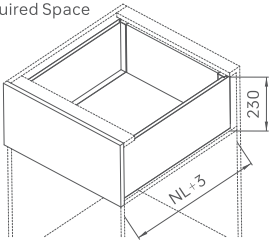
Item Number

G13100

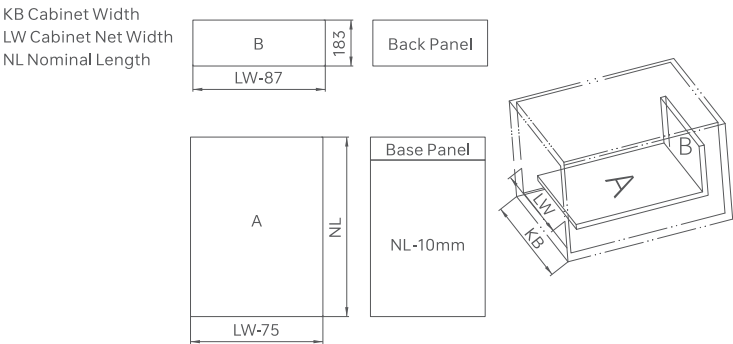
Cutting Instructions:1: Push to Open Sync Rod Cutting Length = Cabinet Net Width - 190mm  
2: Soft-Closing+Push to Open Sync Rod Cutting Length = Cabinet Net Width - 230mm



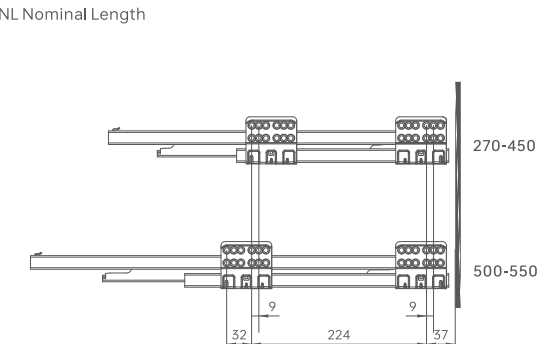
Required Space



### 16mm Thick MDF Cutting Dimensions



### Cabinet Slide Installation Dimensions









# SG13 LED SYSTEM

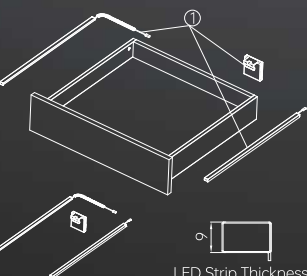

## Drawer LED drawer side LED

Applicable with SG13 drawer  
Length 350/400/450/500/550mm

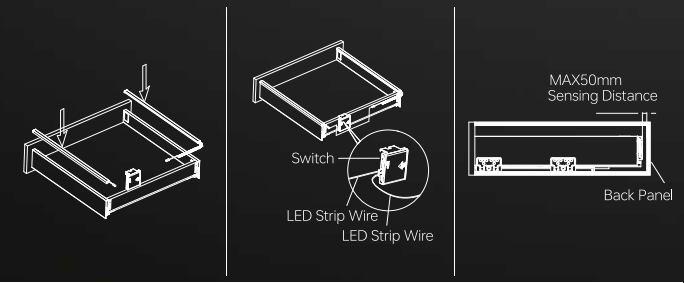


Details QR Code

### Product Information

Nominal Length	Item Number	Standard Components
350mm	RLDE10350(A)	
400mm	RLDE10400(A)	
450mm	RLDE10450(A)	
500mm	RLDE10500(A)	
550mm	RLDE10550(A)	
Note: (A) Colors: Silky White (W), Iron grey (G)		 LED Strip Thickness

### LED Lighting Installation





Concealed Full Extension  
Full extension Synchronous slide Technology  
8mm super slim Glass drawer side design  
Load Capacity, Ultra-Long Lifespan  
3D Adjustment on Drawer Side  
Built-in SCT Stepless Speed Regulation Damping Technology  
Ensures Smooth and Gentle Closing of slide Movement  
Equipped with TOS Push to Open Technology



# MINI-BOX·S GLASS DRAWER SERIES

## SG1331


H=115mm

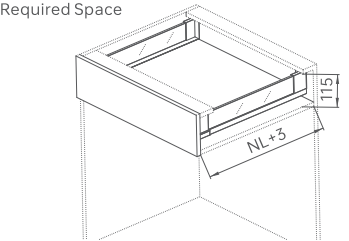
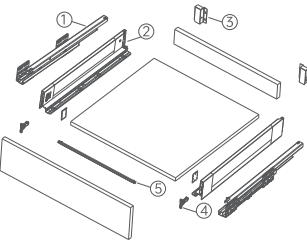
Nominal Length	Soft-Closing Drawer	Push to Open Drawer	Soft-Closing Push to Open Drawer	Standard Components
350mm	SG1311-350(A)	SG1341-350(A)	SG1351-350(A)	1.Slide(Left/Right)
400mm	SG1311-400(A)	SG1341-400(A)	SG1351-400(A)	2.Side Panel (Left/Right)
450mm	SG1311-450(A)	SG1341-450(A)	SG1351-450(A)	3.Rear Connector (Left/Right)
500mm	SG1311-500(A)	SG1341-500(A)	SG1351-500(A)	4.Front Connector (Left/Right)
550mm	SG1311-550(A)	SG1341-550(A)	SG1351-550(A)	5.Quick-Install Front Connector (Left/Right) (Optional)
				6.Soft-Closing Push to Open Device Sync Rod L1000




Details QR Code

Note: (A) Colors: Silky White (W), Iron grey (G)


1		Slide (Left/Right) / Industrial Packaging Material: Plain Galvanized Steel
Soft-Closing Slide	Push to Open Slide	Soft-Closing Push to Open Slide
130SL	131SL	132SL
Note: SL: Nominal Length 350/400/450/500/550mm		




2		Side Panel (Left/Right) / Industrial Packaging Material: Tempered glass
Item Number		
1301SL(A)		
Note: SL: Nominal Length 350/400/450/500/550mm (A) Colors: Silky White (W), Iron grey (G)		

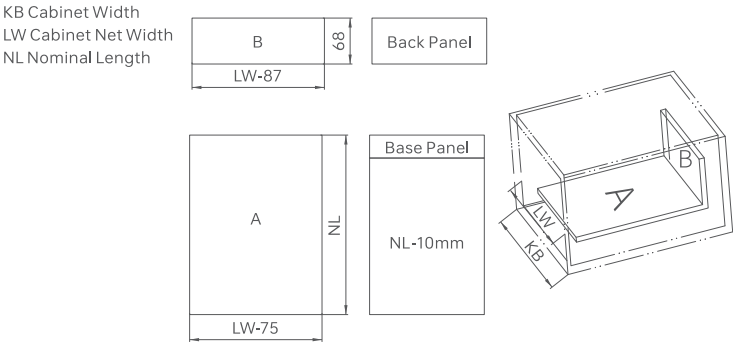
4		Front Connector (Left/Right) / Industrial Packaging Material: Plain Galvanized Steel
Item Number		
G13501		

4		Quick-Install Front Connector (Left/Right) / Industrial Packaging Material: Plain Galvanized Steel Optional
Item Number		
G13502		

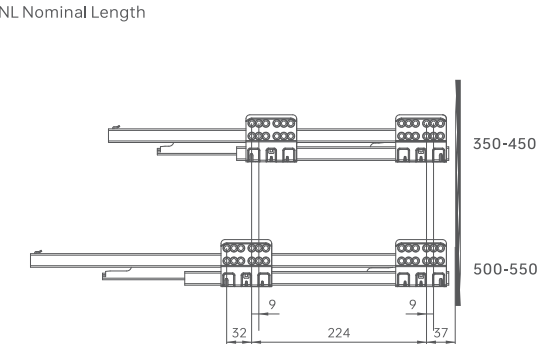
3		Rear Connector (Left/Right) / Industrial Packaging Material: Cold-Rolled Steel
<hr/>		
Item Number		
<hr/>		
130068(A)		
<hr/>		
Note: (A) Colors: Silky White (W), Iron grey (G)		
<hr/>		

5		Soft-Closing+Push to Open/Push to Open Device Sync Rod L1000 / Industrial Packaging Material: Aluminum
Item Number		
G13100		
Cutting Instructions:1: Push to Open Sync Rod Cutting Length = Cabinet Net Width - 190mm 2: Soft-Closing+Push to Open Sync Rod Cutting Length = Cabinet Net Width - 230mm		

### 16mm Thick MDF Cutting Dimensions



### Cabinet Slide Installation Dimensions





Concealed Full Extension  
Full extension Synchronous slide Technology  
8mm super slim Glass drawer side design  
Load Capacity, Ultra-Long Lifespan  
3D Adjustment on Drawer Side  
Built-in SCT Stepless Speed Regulation Damping Technology  
Ensures Smooth and Gentle Closing of slide Movement  
Equipped with TOS Push to Open Technology



# MINI-BOX·S GLASS DRAWER SERIES

## SG1332

H=147mm


Nominal Length	Soft-Closing Drawer	Push to Open Drawer	Soft-Closing Push to Open Drawer	Standard Components
350mm	SG1312-350(A)	SG1342-350(A)	SG1352-350(A)	1.Slide(Left/Right)
400mm	SG1312-400(A)	SG1342-400(A)	SG1352-400(A)	2.Side Panel (Left/Right)
450mm	SG1312-450(A)	SG1342-450(A)	SG1352-450(A)	3.Rear Connector (Left/Right)
500mm	SG1312-500(A)	SG1342-500(A)	SG1352-500(A)	4.Front Connector (Left/Right)
550mm	SG1312-550(A)	SG1342-550(A)	SG1352-550(A)	5.Quick-Install Front Connector (Left/Right) (Optional)
				6.Soft-Closing Push to Open Device Sync Rod L1000



Details QR Code

Note: (A) Colors: Silky White (W), Iron grey (G)

1



Slide (Left/Right) / Industrial Packaging  
Material: Plain Galvanized Steel

Soft-Closing Slide

Push to Open Slide

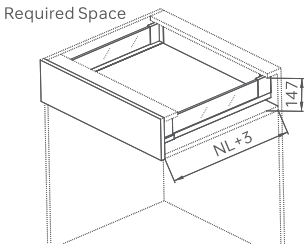
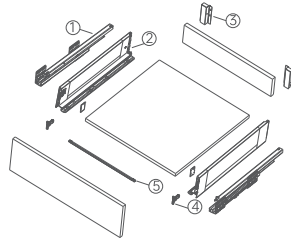
Soft-Closing Push to Open Slide

130SL

131SL

132SL

Note: SL: Nominal Length 350/400/450/500/550mm



2



Side Panel (Left/Right) / Industrial Packaging  
Material: Tempered glass

Item Number

1302SL(A)

Note: SL: Nominal Length 350/400/450/500/550mm  
(A) Colors: Silky White (W), Iron grey (G)

4



Front Connector (Left/Right) / Industrial Packaging  
Material: Plain Galvanized Steel

Item Number

G13501

4




Quick-Install Front Connector (Left/Right) / Industrial Packaging  
Material: Plain Galvanized Steel  
Optional

Item Number

G13502

3




Rear Connector (Left/Right) / Industrial Packaging  
Material: Cold-Rolled Steel

Item Number

130100(A)

Note: (A) Colors: Silky White (W), Iron grey (G)

5



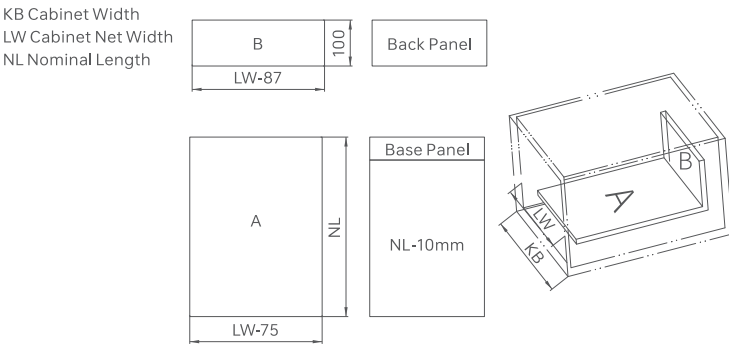
Soft-Closing+Push to Open/ Push to Open Device Sync Rod L1000 / Industrial Packaging  
Material: Aluminum

Item Number

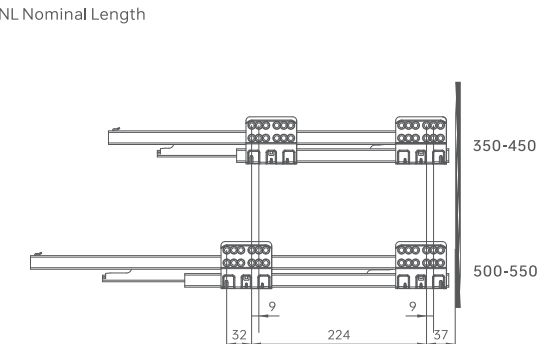
G13100

Cutting Instructions:1: Push to Open Sync Rod Cutting Length = Cabinet Net Width - 190mm  
2: Soft-Closing+Push to Open Sync Rod Cutting Length = Cabinet Net Width - 230mm

### 16mm Thick MDF Cutting Dimensions



### Cabinet Slide Installation Dimensions





Concealed Full Extension  
Full extension Synchronous slide Technology  
8mm super slim Glass drawer side design  
Load Capacity, Ultra-Long Lifespan  
3D Adjustment on Drawer Side  
Built-in SCT Stepless Speed Regulation Damping Technology  
Ensures Smooth and Gentle Closing of slide Movement  
Equipped with TOS Push to Open Technology



Soft Closing



Push to Open



Maximum Load Capacity



Side Panel Height



3D Adjustment

# MINI-BOX·S GLASS DRAWER SERIES

## SG1333

H=198mm


Nominal Length	Soft-Closing Drawer	Push to Open Drawer	Soft-Closing Push to Open Drawer	Standard Components
350mm	SG1313-350(A)	SG1343-350(A)	SG1353-350(A)	1.Slide(Left/Right)
400mm	SG1313-400(A)	SG1343-400(A)	SG1353-400(A)	2.Side Panel (Left/Right)
450mm	SG1313-450(A)	SG1343-450(A)	SG1353-450(A)	3.Rear Connector (Left/Right)
500mm	SG1313-500(A)	SG1343-500(A)	SG1353-500(A)	4.Front Connector (Left/Right)
550mm	SG1313-550(A)	SG1343-550(A)	SG1353-550(A)	5.Quick-Install Front Connector (Left/Right) (Optional)
				6.Soft-Closing Push to Open Device Sync Rod L1000



Details QR Code

Note: (A) Colors: Silky White (W), Iron grey (G)

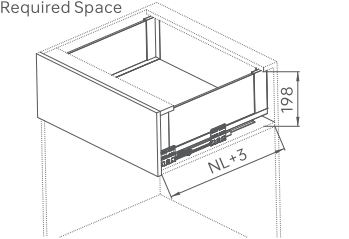
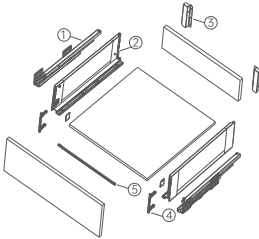
1




Slide (Left/Right) / Industrial Packaging  
Material: Plain Galvanized Steel

Soft-Closing Slide	Push to Open Slide	Soft-Closing Push to Open Slide
130SL	131SL	132SL

Note: SL: Nominal Length 350/400/450/500/550mm



2



Side Panel (Left/Right) / Industrial Packaging  
Material: Tempered glass

Item Number

1303SL(A)

Note: SL: Nominal Length 350/400/450/500/550mm  
(A) Colors: Silky White (W), Iron grey (G)

4



Front Connector (Left/Right) / Industrial Packaging  
Material: Plain Galvanized Steel

Item Number

G13701

4




Quick-Install Front Connector (Left/Right) / Industrial Packaging  
Material: Plain Galvanized Steel

Item Number

G13702

3




Rear Connector (Left/Right) / Industrial Packaging  
Material: Cold-Rolled Steel

Item Number

130151(A)

Note: (A) Colors: Silky White (W), Iron grey (G)

5



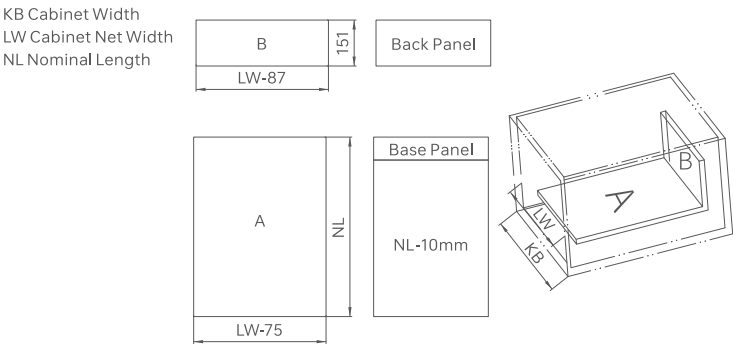
Soft-Closing+Push to Open/ Push to Open Device Sync Rod L1000 / Industrial Packaging  
Material: Aluminum

Item Number

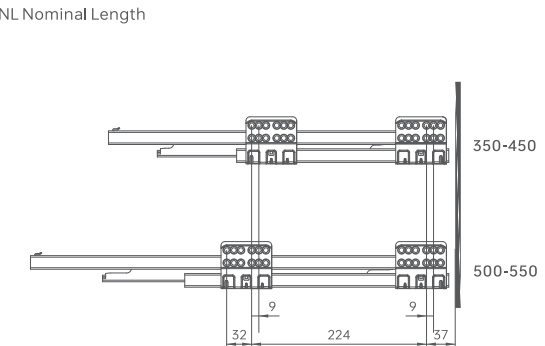
G13100

Cutting Instructions:1: Push to Open Sync Rod Cutting Length = Cabinet Net Width - 190mm  
2: Soft-Closing+Push to Open Sync Rod Cutting Length = Cabinet Net Width - 230mm

### 16mm Thick MDF Cutting Dimensions



### Cabinet Slide Installation Dimensions



Concealed Full Extension  
Full extension Synchronous slide Technology  
8mm super slim Glass drawer side design  
Load Capacity, Ultra-Long Lifespan  
3D Adjustment on Drawer Side  
Built-in SCT Stepless Speed Regulation Damping Technology  
Ensures Smooth and Gentle Closing of slide Movement  
Equipped with TOS Push to Open Technology



# MINI-BOX·S GLASS DRAWER SERIES

## SG1334


H=230mm

Nominal Length	Soft-Closing Drawer	Push to Open Drawer	Soft-Closing Push to Open Drawer	Standard Components
350mm	SG1314-350(A)	SG1344-350(A)	SG1354-350(A)	1.Slide(Left/Right)
400mm	SG1314-400(A)	SG1344-400(A)	SG1354-400(A)	2.Side Panel (Left/Right)
450mm	SG1314-450(A)	SG1344-450(A)	SG1354-450(A)	3.Rear Connector (Left/Right)
500mm	SG1314-500(A)	SG1344-500(A)	SG1354-500(A)	4.Front Connector (Left/Right)
550mm	SG1314-550(A)	SG1344-550(A)	SG1354-550(A)	5.Quick-Install Front Connector (Left/Right) (Optional)
				6.Soft-Closing Push to Open Device Sync Rod L1000



Note: (A) Colors: Silky White (W), Iron grey (G)

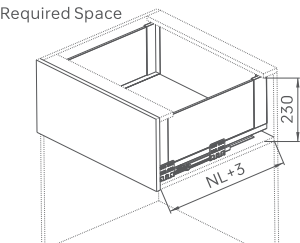
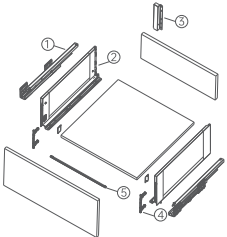
1




Slide (Left/Right) / Industrial Packaging  
Material: Plain Galvanized Steel

Soft-Closing Slide	Push to Open Slide	Soft-Closing Push to Open Slide
130SL	131SL	132SL

Note: SL: Nominal Length 350/400/450/500/550mm



2



Side Panel (Left/Right) / Industrial Packaging  
Material: Tempered glass

Item Number

1304SL(A)

Note: SL: Nominal Length 350/400/450/500/550mm  
(A) Colors: Silky White (W), Iron grey (G)

4



Front Connector (Left/Right) / Industrial Packaging  
Material: Plain Galvanized Steel

Item Number

G13701

4




Quick-Install Front Connector (Left/Right) / Industrial Packaging  
Material: Plain Galvanized Steel

Item Number

G13702

3




Rear Connector (Left/Right) / Industrial Packaging  
Material: Cold-Rolled Steel

Item Number

130183(A)

Note: (A) Colors: Silky White (W), Iron grey (G)

5



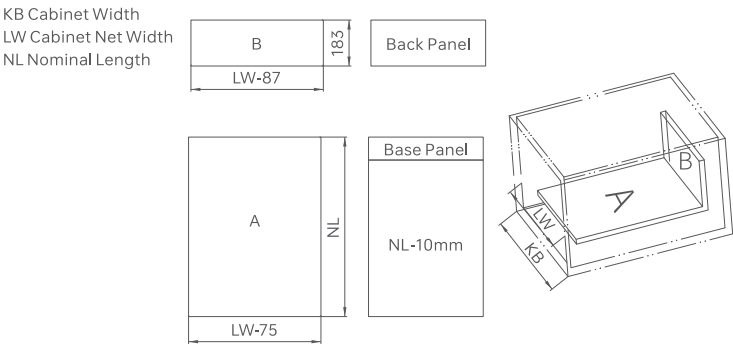
Soft-Closing+Push to Open/ Push to Open Device Sync Rod L1000 / Industrial Packaging  
Material: Aluminum

Item Number

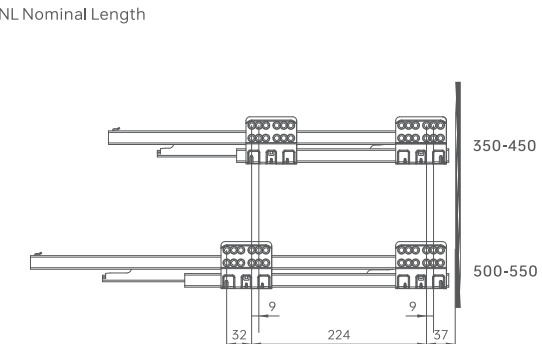
G13100

Cutting Instructions:1: Push to Open Sync Rod Cutting Length = Cabinet Net Width - 190mm  
2: Soft-Closing+Push to Open Sync Rod Cutting Length = Cabinet Net Width - 230mm

### 16mm Thick MDF Cutting Dimensions



### Cabinet Slide Installation Dimensions









# MINI-BOX·S

## Internal Drawer



G1301 Luxury Internal Drawer H=84mm




	Internal Drawer Front Panel Cabinet Net Width LW-100	
Nominal Length	Silky White	Iron grey
600mm	G1320600W	G1320600G
1200mm	G1321200W	G1321200G
	Internal Drawer Front Connector Left/Right	
Silky White	Iron grey	
G130200W	G130200G	

G1303 Luxury Internal Drawer H=167mm






	Square Rod Cabinet Net Width LW-88			Internal Drawer Front Connector Left/Right
Nominal Length	Silky White	Iron grey	Silky White	Iron grey
600mm	GF320600W	GF320600G	G130500W	G130500G
1200mm	GF321200W	GF321200G		

	Internal Drawer Front Panel Cabinet Net Width LW-100	
Nominal Length	Silky White	Iron grey
600mm	G1320600W	G1320600G
1200mm	G1321200W	G1321200G

G1304 Luxury Internal Drawer H=199mm



	Square Rod Cabinet Net Width LW-88			Internal Drawer Front Connector Left/Right
Nominal Length	Silky White	Iron grey	Silky White	Iron grey
600mm	GF320600W	GF320600G	G130800W	G130800G
1200mm	GF321200W	GF321200G		

	Internal Drawer Front Panel Cabinet Net Width LW-100	
Nominal Length	Silky White	Iron grey
600mm	G1320600W	G1320600G
1200mm	G1321200W	G1321200G






Details QR Code

MINI-BOX·S GLASS DRAWER SERIES

Internal Drawer




G1331 Glass Internal Drawer H=84mm



 Internal Drawer Heightened Glass Front Panel H=54mm Glass Thickness: 8mm		 Internal Drawer Front Panel Cabinet Net Width LW-100		
Applicable Cabinet Width	Transparent	Nominal Length	Silky White	Iron grey
600mm	G140476T	600mm	G1330600W	G1330600G
800mm	G140676T	1200mm	G1331200W	G1331200G
900mm	G140776T			
 Internal Drawer Front Connector Left/Right				
Silky White	Iron grey			
G131200W	G131200G			




G1333 Half Glass Internal Drawer H=167mm



 Internal Drawer Heightened Glass Front Panel H=70mm Glass Thickness: 8mm		 Internal Drawer Front Panel Cabinet Net Width LW-100		
Applicable Cabinet Width	Transparent	Nominal Length	Silky White	Iron grey
600mm	G1360476T	600mm	G1330600W	G1330600G
800mm	G1360676T	1200mm	G1331200W	G1331200G
900mm	G1360776T			
 Internal Drawer Front Connector Left/Right				
Silky White	Iron grey			
G130300W	G130300G			




G1333 Glass Internal Drawer H=167mm



 Internal Drawer Heightened Glass Front Panel H=138mm Glass Thickness: 8mm		 Internal Drawer Front Panel Cabinet Net Width LW-100		
Applicable Cabinet Width	Transparent	Nominal Length	Silky White	Iron grey
600mm	G1370476T	600mm	G1330600W	G1330600G
800mm	G1370676T	1200mm	G1331200W	G1331200G
900mm	G1370776T			
 Internal Drawer Front Connector Left/Right				
Silky White	Iron grey			
G130400W	G130400G			




G1334 Half Glass Internal Drawer H=199mm



 Internal Drawer Heightened Glass Front Panel H=102mm Glass Thickness: 8mm		 Internal Drawer Front Panel Cabinet Net Width LW-100		
Applicable Cabinet Width	Transparent	Nominal Length	Silky White	Iron grey
600mm	G1390476T	600mm	G1330600W	G1330600G
800mm	G1390676T	1200mm	G1331200W	G1331200G
900mm	G1390776T			
 Internal Drawer Front Connector Left/Right				
Silky White	Iron grey			
G130600W	G130600G			

G1334 Glass Internal Drawer H=199mm



 Internal Drawer Heightened Glass Front Panel H=170mm Glass Thickness: 8mm		 Internal Drawer Front Panel Cabinet Net Width LW-100		
Applicable Cabinet Width	Transparent	Nominal Length	Silky White	Iron grey
600mm	G1400476T	600mm	G1330600W	G1330600G
800mm	G1400676T	1200mm	G1331200W	G1331200G
900mm	G1400776T			
 Internal Drawer Front Connector Left/Right				
Silky White	Iron grey			
G130700W	G130700G			



Details QR Code

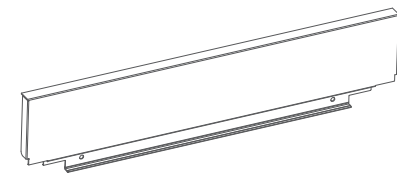




# MINI-BOX·S

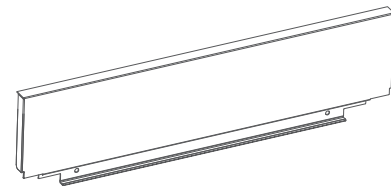
## Back Panel

G1301 H84mm Steel Back Panel



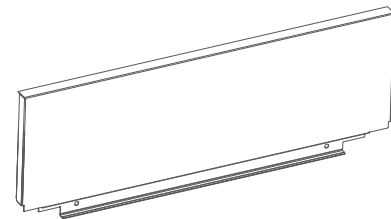
Cabinet Width	Silky White	Iron grey
300	G13010230W	G13010230G
400	G13010330W	G13010330G
500	G13010430W	G13010430G
600	G13010530W	G13010530G
700	G13010630W	G13010630G
800	G13010730W	G13010730G
1000	G13010930W	G13010930G
1200	G13011030W	G13011030G

G1302 H116mm Steel Back Panel



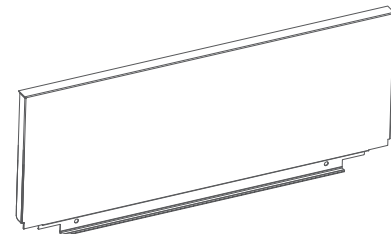
Cabinet Width	Silky White	Iron grey
300	G13020230W	G13020230G
400	G13020330W	G13020330G
500	G13020430W	G13020430G
600	G13020530W	G13020530G
700	G13020630W	G13020630G
800	G13020730W	G13020730G
1000	G13020930W	G13020930G
1200	G13021030W	G13021030G

G1303 H167mm Steel Back Panel



Cabinet Width	Silky White	Iron grey
300	G13030230W	G13030230G
400	G13030330W	G13030330G
500	G13030430W	G13030430G
600	G13030530W	G13030530G
700	G13030630W	G13030630G
800	G13030730W	G13030730G
1000	G13030930W	G13030930G
1200	G13031030W	G13031030G

G1304 H199mm Steel Back Panel



Cabinet Width	Silky White	Iron grey
300	G13040230W	G13040230G
400	G13040330W	G13040330G
500	G13040430W	G13040430G
600	G13040530W	G13040530G
700	G13040630W	G13040630G
800	G13040730W	G13040730G
1000	G13040930W	G13040930G
1200	G13041030W	G13041030G



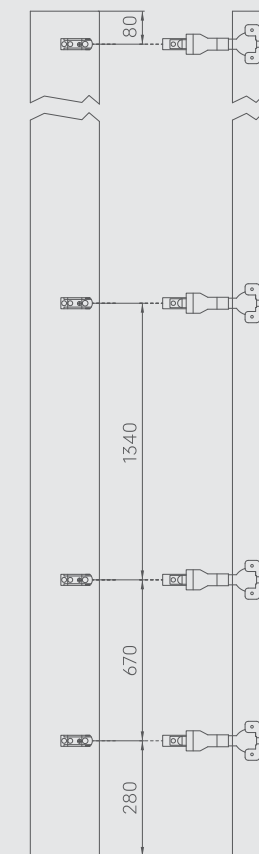
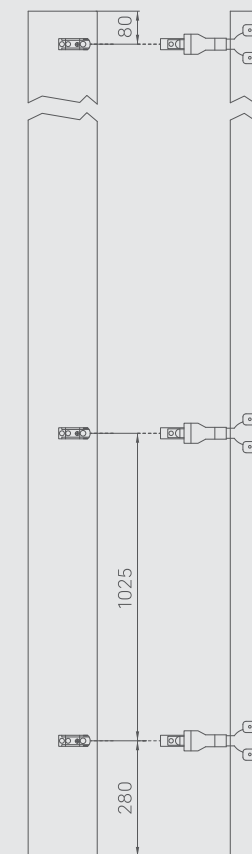
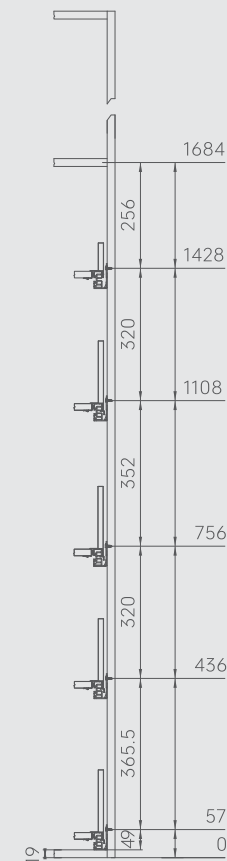
## MINI-BOX · S

### Tall Cabinet Application

Installation Position Inside Cabinet

Drilling Dimensions - Front Panel

Drilling Dimensions - Front Panel



#### Description

"Move" the pantry into the kitchen:  
Multi-level zoning with independently pull-out layers maximizes storage efficiency. Full-extension design ensures complete visibility and easy access from three directions. Flexible internal structure organizes every item logically. Customizable width, height, and depth for personalized storage needs.

#### Product Information

##### Recommended Internal Drawer Applications:

G1301 Internal Drawer H=84mm

G1303 Internal Drawer H=167mm

##### Recommended Glass Internal Drawer Applications:

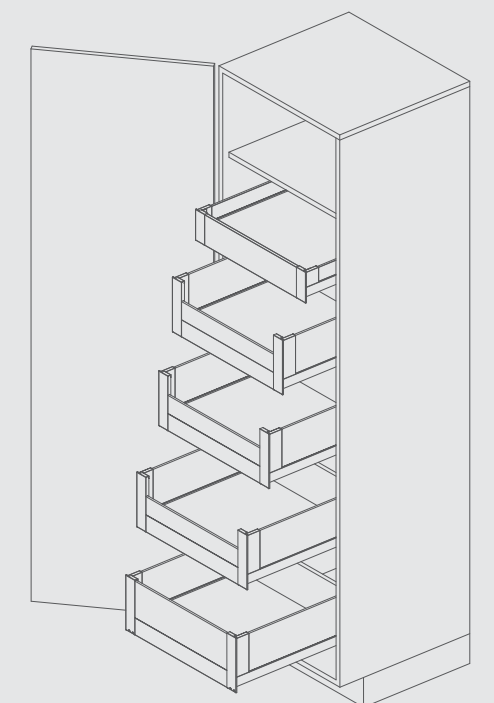
G1331 Glass Internal Drawer H=84mm

G1333 Half Glass Internal Drawer H=167mm

G1333 Glass Internal Drawer H=167mm

##### Recommended Hinge Application:

GT165 Soft-Close Hinge








# MINI-BOX·S

Wardrobe Series

Space Requirements Inside Cabinet



Installation Height	X(mm)
M	115
K	147
B	198
D	230

## Product Information

### Recommended Internal Drawer Applications:

- G1301 Internal Drawer H=84mm
- G1303 Internal Drawer H=167mm

### Recommended Glass Internal Drawer Applications:

- G1331 Glass Internal Drawer H=84mm
- G1333 Half Glass Internal Drawer H=167mm
- G1333 Glass Internal Drawer H=167mm

### Recommended Hinge Application:

- KL72 Aluminum Frame Hinge

## Description

Break free from convention with glass side panels for visible access without disrupting order.

Minimalist elegance with refined details inside and out.

Slim design enhances agility and expands storage capacity.

Sleek lines, smooth edges, and premium tactile experience.

High-quality slide ensure smooth operation and secure usage.

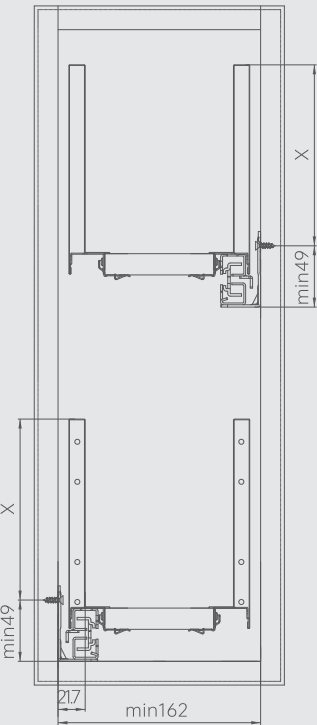
Silent soft-closing system eliminates noise for gentle closing.



# MINI-BOX·S

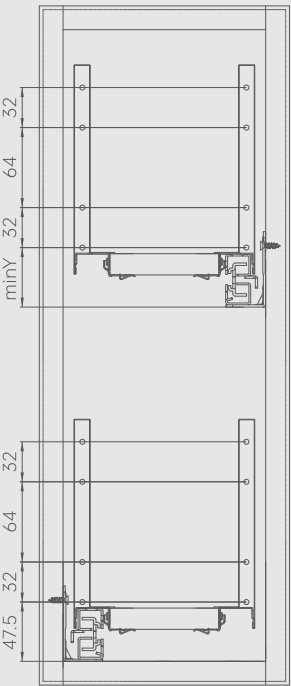
## Narrow Cabinet Application

Space Requirements Inside Cabinet



Installation Height	X(mm)
M	110
K	151
B	198
D	233

Drilling Dimensions - Front Panel



Installation Height	Low Drawer Side Panel Height	Y(mm)
M	M	47.5
K	K	47.5
B	B	47.5
D	D	47.5

### Product Information

#### Recommended Drawer Applications:

- G1301 Drawer H=68mm
- G1302 Drawer H=100mm
- G1303 Drawer H=151mm
- G1304 Drawer H=183mm

#### Recommended Glass Drawer Applications:

- G1331 Glass Drawer H=68mm
- G1332 Glass Drawer H=100mm
- G1333 Glass Drawer H=151mm
- G1334 Glass Drawer H=183mm

### Description

- Utilize every inch of space, even narrow gaps.
- Create flexible storage for bottles, cutting boards, baking trays, etc.
- Full-extension drawers enable effortless access.
- Diagonal rails ensure high stability.
- Suitable for cabinets over 200mm wide.
- Load capacity up to 40KG.





## MINI-BOX·S

### Storage Divider Series

5311 Storage Divider



5312 Storage Divider



Nominal Length	Silky White	Iron grey
350	5311350W	5311350G
400	5311400W	5311400G
450	5311450W	5311450G
500	5311500W	5311500G
550	5311550W	5311550G

Nominal Length	Silky White	Iron grey
350	5312350W	5312350G
400	5312400W	5312400G
450	5312450W	5312450G
500	5312500W	5312500G
550	5312550W	5312550G


Recommended Combinations:




NL Nominal Length	Product Code	Cabinet Width
350-550mm	5311XXX*1	400-500mm



NL Nominal Length	Product Code	Cabinet Width
350-550mm	5311XXX*1+5312XXX*1	600-700mm



NL Nominal Length	Product Code	Cabinet Width
350-550mm	5311XXX*2+5312XXX*1	800-900mm



NL Nominal Length	Product Code	Cabinet Width
350-550mm	5311XXX*2+5312XXX*2	1000-1200mm



Details QR Code



# MINI-BOX·S

## Storage Divider Series

5313 Storage Divider



Nominal Length	Silky White	Iron grey
350	5314350W	5314350G
400	5314400W	5314400G
450	5314450W	5314450G
500	5314500W	5314500G
550	5314550W	5314550G


### Recommended Combinations:




NL Nominal Length	Product Code	Cabinet Width
350-550mm	5313XXX*1	400-500mm



NL Nominal Length	Product Code	Cabinet Width
350-550mm	5313XXX*1+5314XXX*1	600-700mm



NL Nominal Length	Product Code	Cabinet Width
350-550mm	5313XXX*2+5314XXX*1	800-900mm



NL Nominal Length	Product Code	Cabinet Width
350-550mm	5313XXX*2+5314XXX*2	1000-1200mm




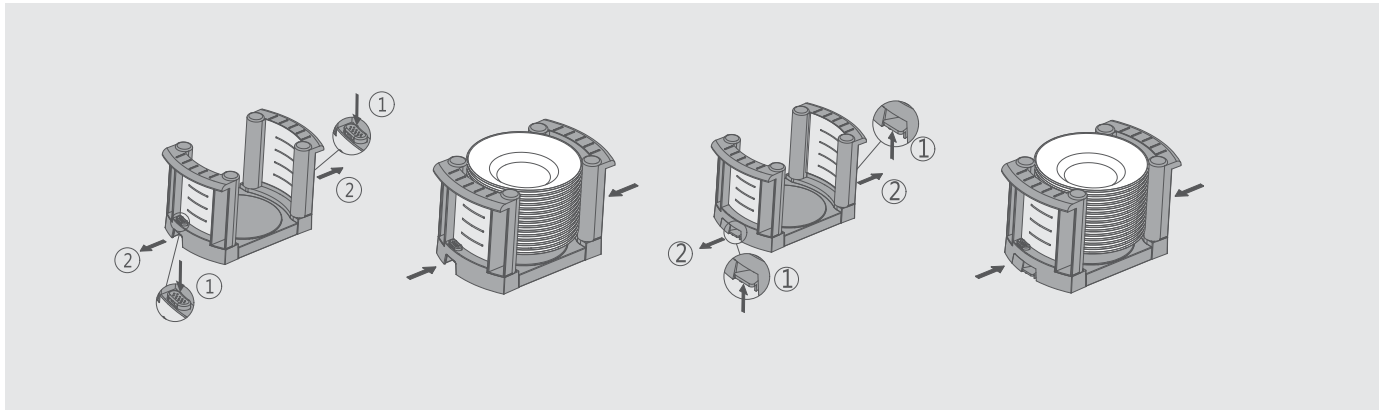
Details QR Code



MINI-BOX·S  
Storage Divider Series



Product Code	KB Cabinet Width	Number of Dish Racks that can be placed
GR2361	400-600MM	2PCS
	800-900MM	4PCS
	1000-1200MM	6PCS



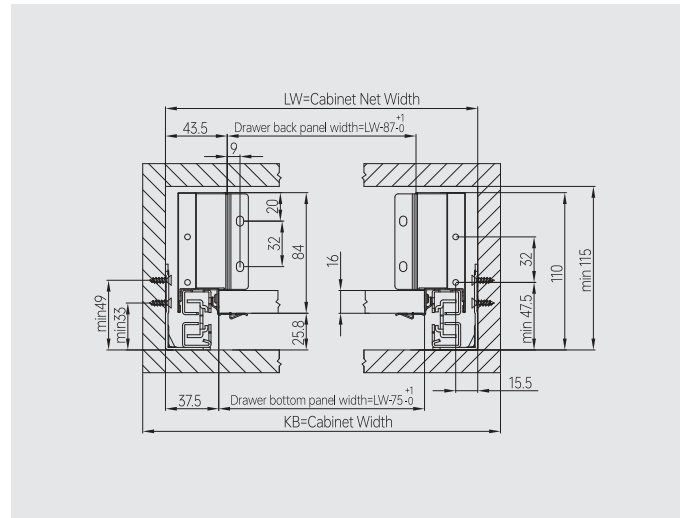
Product Code	Product Name	Specifications	Color	Components
G130600G	Horizontal Divider	600mm	Iron grey	Cutting Dimensions LW-48mm
G131200G	Horizontal Divider	1200mm	Iron grey	Cutting Dimensions LW-48mm
G130600W	Horizontal Divider	600mm	Silky White	Cutting Dimensions LW-48mm
G131200W	Horizontal Divider	1200mm	Silky White	Cutting Dimensions LW-48mm
G13001G	Horizontal Divider connector		Iron grey	
G13001W	Horizontal Divider connector		Silky White	
G13002G	Vertical Divider		Iron grey	
G13002W	Vertical Divider		Silky White	



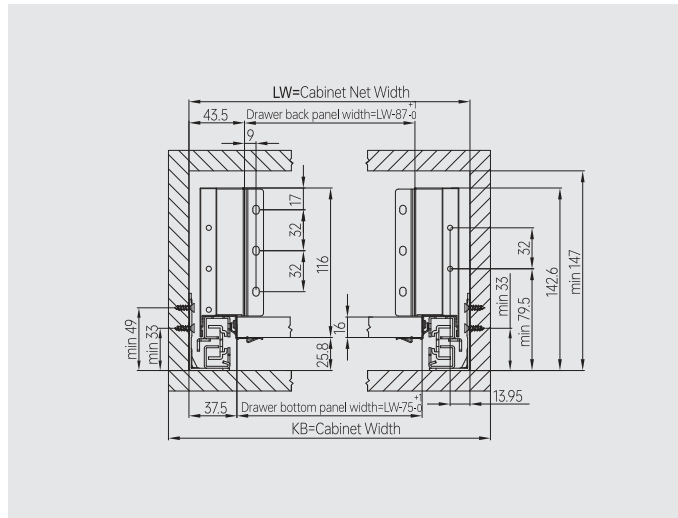
## MINI-BOX·S

### Installation Diagram

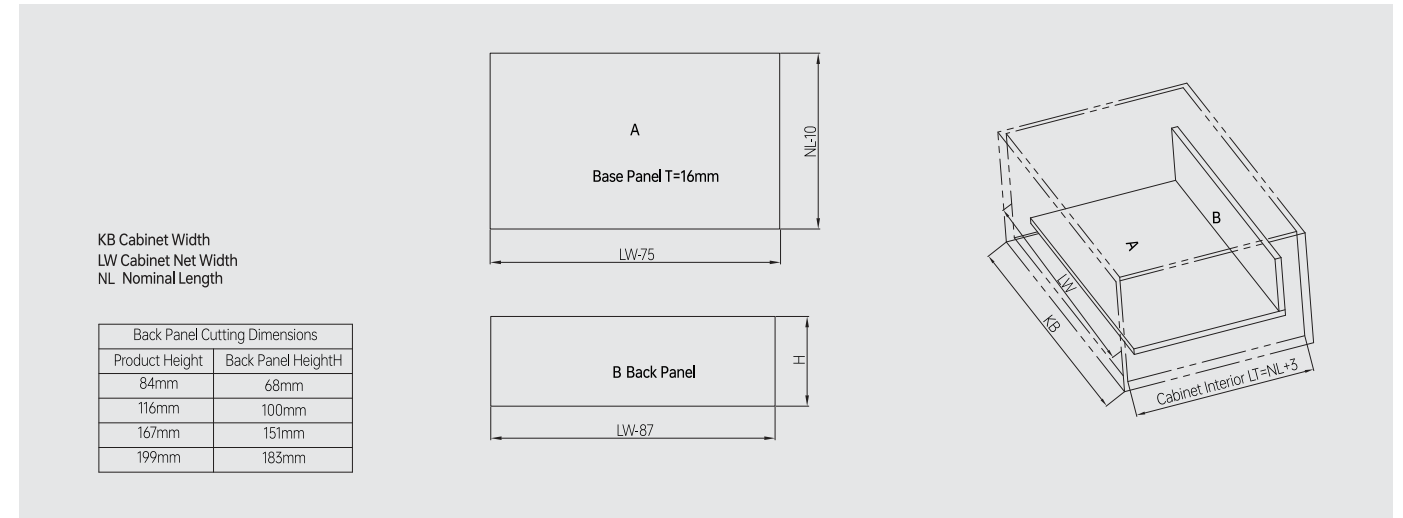
## H84 Product Installation Dimensions



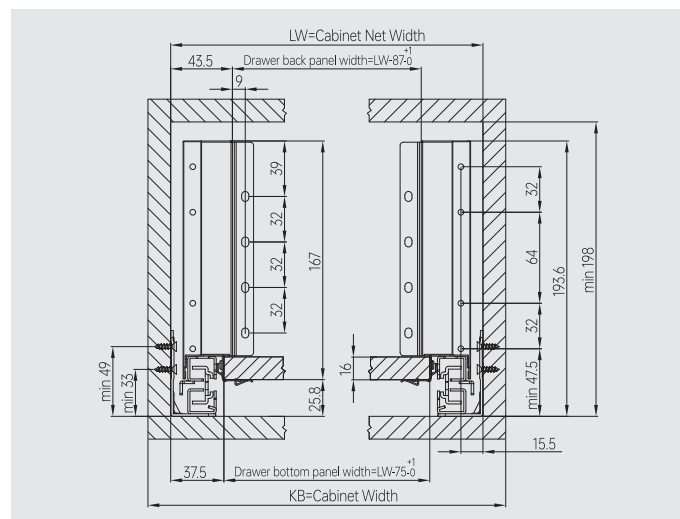
## H116 Product Installation Dimensions



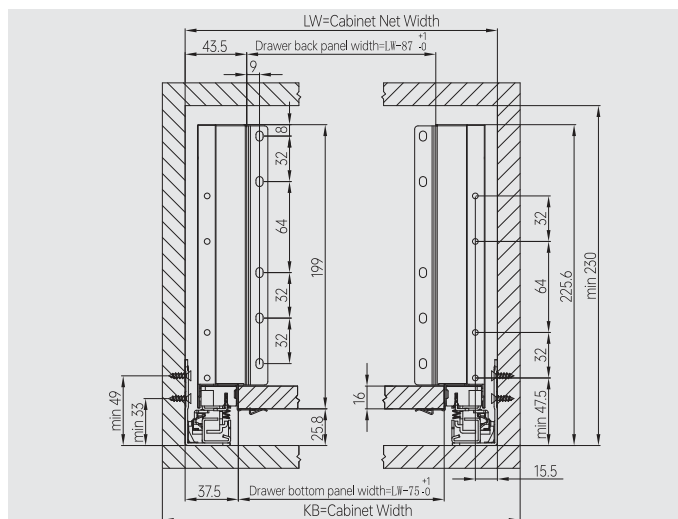
### Base & Back Panel Cutting Dimensions



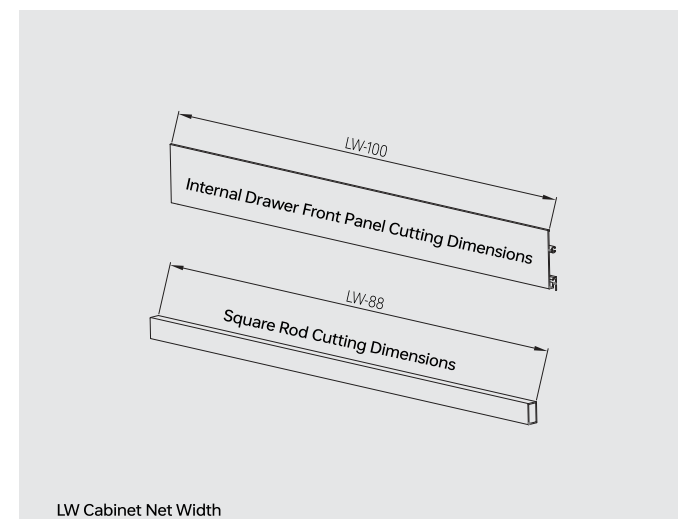
## H167 Product Installation Dimensions



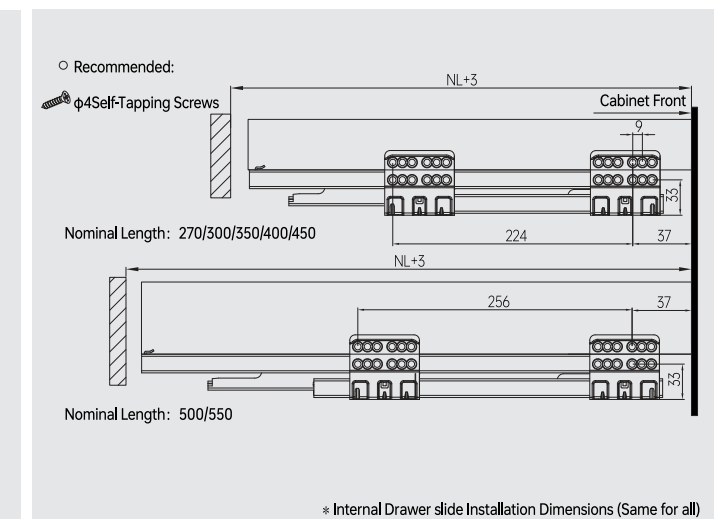
## H199 Product Installation Dimensions



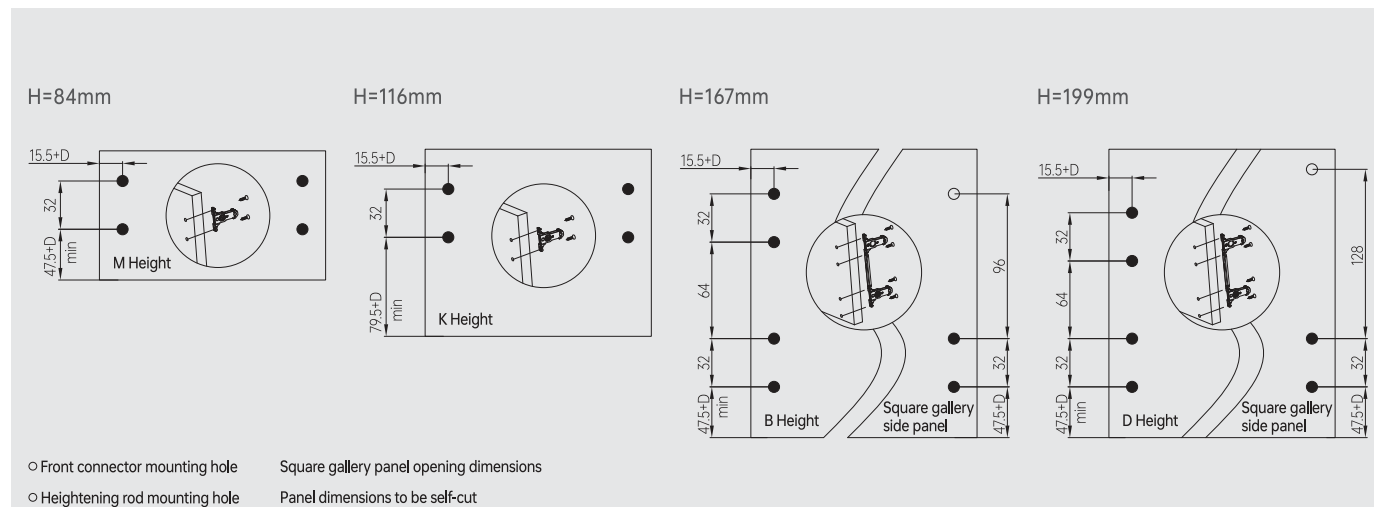
## Component Cutting



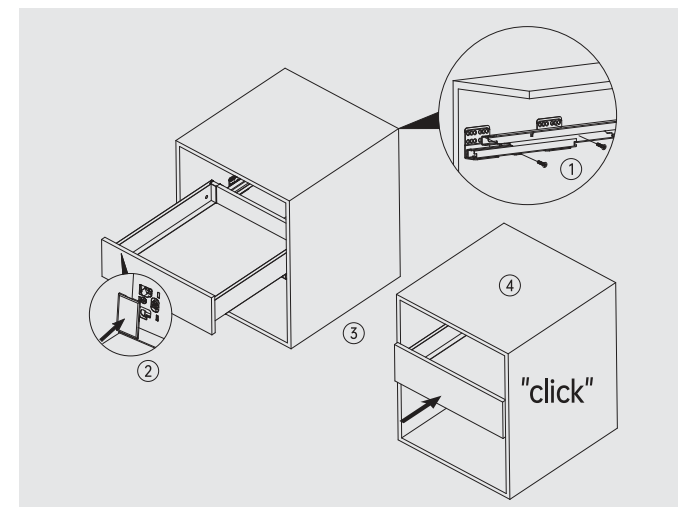
## Cabinet Slide Installation Dimensions



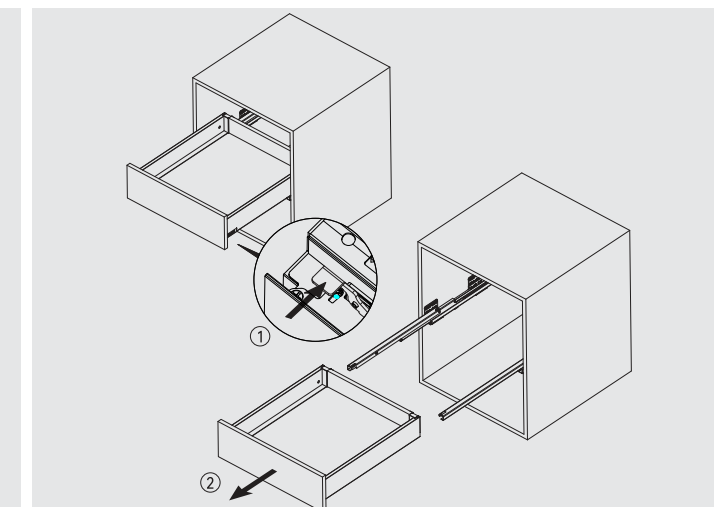
### Panel Drilling Dimensions



## Drawer Installation



## Drawer Disassembly

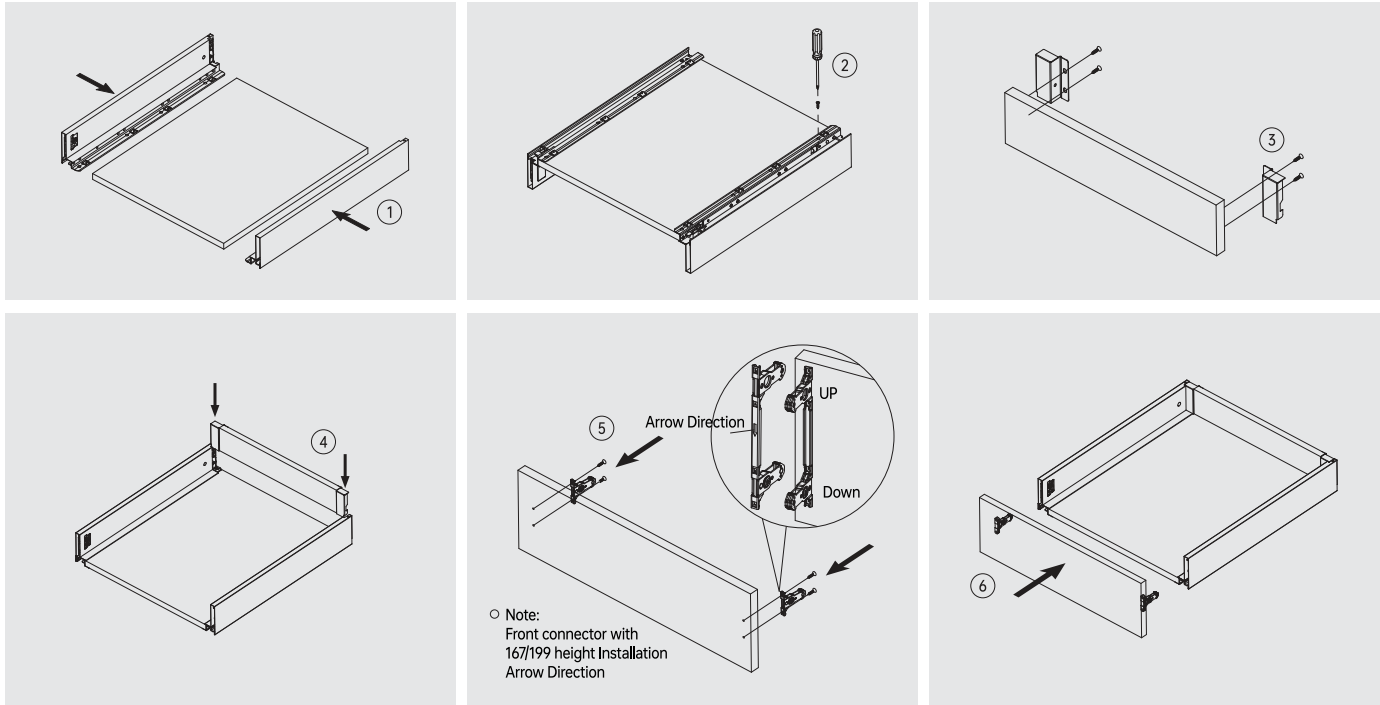




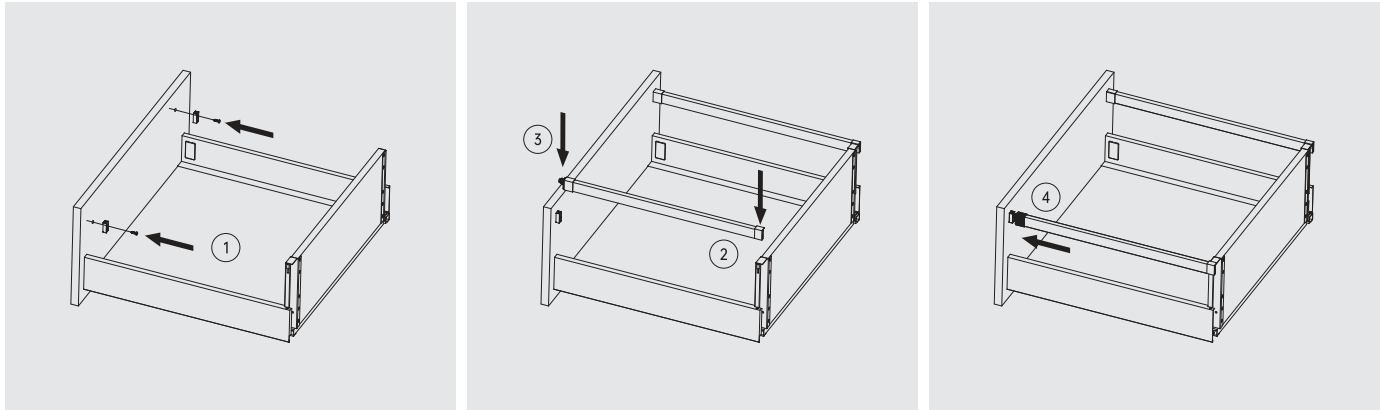
# MINI-BOX·S

## Installation Diagram

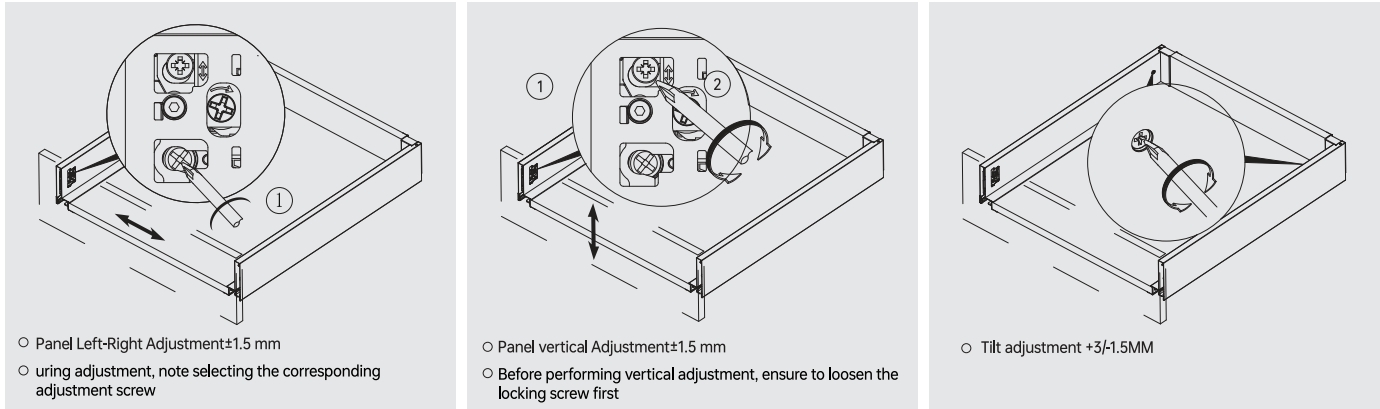
### Drawer Assembly



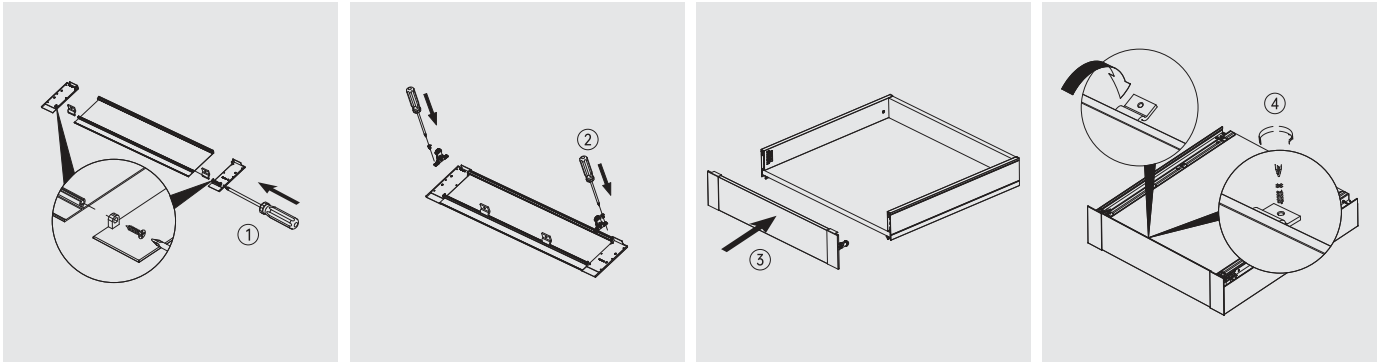
### Square Rod Installation



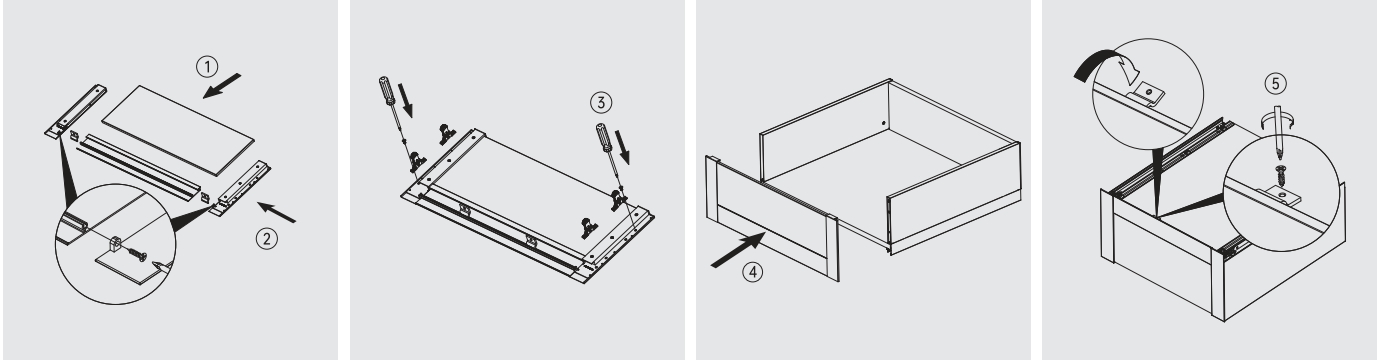
### Adjustment



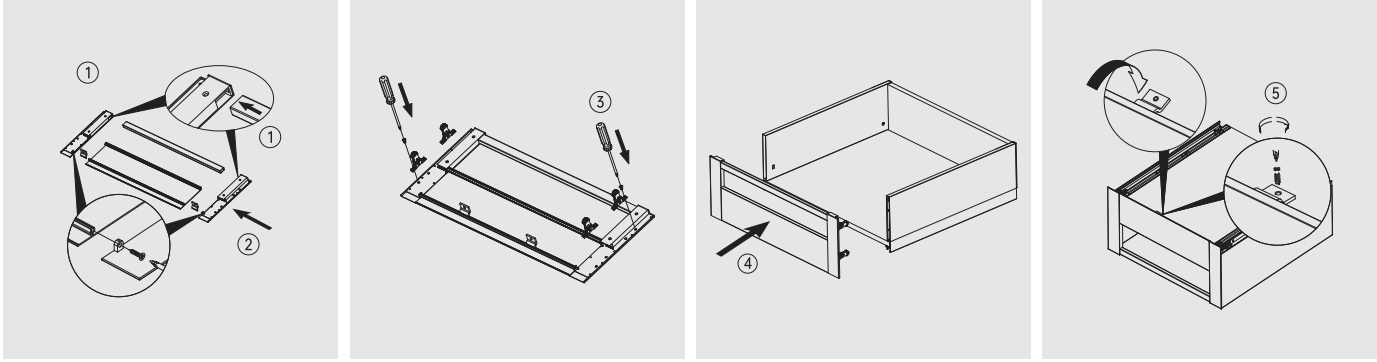
### Low Internal Drawer Front Panel Installation (M Height)



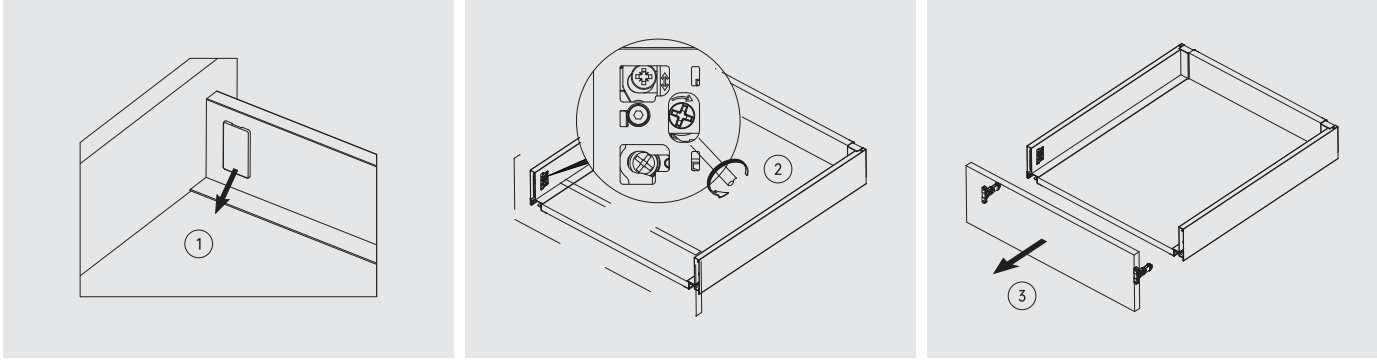
### High Internal Drawer with Extended Panel Installation (B/D Height)



### High Internal Drawer with Extension Rod Installation (B/D Height)



### Front Panel Disassembly













# METAL-BOX·S



In the creases of the drawer  
lies the poetic essence of life

A drawer is a sanctuary of art,  
concealing our boundless pursuit of beauty.

Whether it's an unfinished sketch,  
a handwoven necklace,  
or a few carefully selected fabrics,  
each item stands as a testament to ingenuity,  
an embodiment of life's artistry.







• Upgraded front adjustment mechanism



• Ultra-thin side panels



• Compatible with Single Extension  
concealed Undermount slides and  
Full extension concealed  
undermount slides.



Hidden Single extension design  
Ultra-thin drawer sidewalls  
25kg load capacity | Exceptional durability  
Bottom-mounted SCT continuously variable damping technology  
ensures smooth sliding and gentle closure

SCT

Soft Closing

25kg

Maximum Load Capacity

76 M

Side Panel Height

METAL-BOX·S  
SG1201

H=107mm

Nominal Length	Soft-Closing Drawer	Standard Components	 Details QR Code
300mm	SG1201-300(A)	1.Single Extension Undermount Slide(Left/Right)	
350mm	SG1201-350(A)	2.Side Panel (Left/Right)	
400mm	SG1201-400(A)		
450mm	SG1201-450(A)		
500mm	SG1201-500(A)		
550mm	SG1201-550(A)		
Note: (A) Colors: Silky White (W), Iron grey (G)			



Details QR Code

1

Single Extension Undermount Slide(Left/Right)  
/ Industrial Packaging  
Material: Plain Galvanized Steel

Soft-Closing Slide

G2302-SL

Note: SL: Nominal Length 300/350/400/450/500/550mm

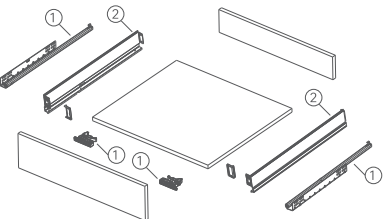
2

Side Panel (Left/Right)/ Industrial Packaging  
Material: Cold-Rolled Steel

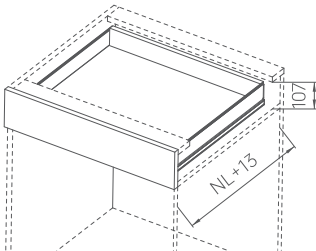
Item Number

SG121SL(A)

Note: SL: Nominal Length 300/350/400/450/500/550mm  
(A) Colors: Silky White (W), Iron grey (G)



Required Space



16mm Thick MDF Cutting Dimensions

A  
Base Panel T=16mm

NL-3

LW-11

B  
Back Panel

60

LW-19

29+D

32

53.5+D

min

Front Panel Drilling Dimensions

11

32

17

Back Panel Drilling Dimensions

60

D panel covers the cabinet

KB Cabinet Width

LW Cabinet Net Width

NL Nominal Length

A

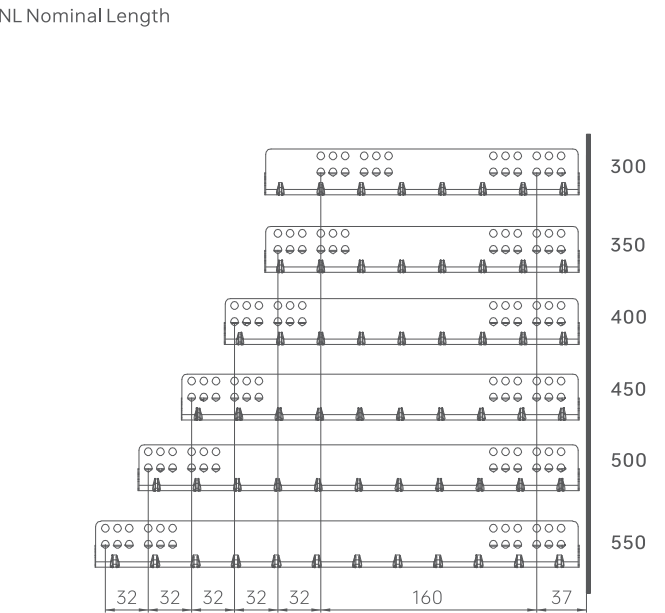
B

KB

LW

Cabinet InteriorLT=NL+13

Cabinet Slide Installation Dimensions





Hidden Single extension design  
Ultra-thin drawer sidewalls  
25kg load capacity | Exceptional durability  
Bottom-mounted SCT continuously variable damping technology  
ensures smooth sliding and gentle closure

SCT

Soft Closing

25kg

Maximum Load Capacity

166K

Side Panel Height



# METAL-BOX·S

## SG1202

H=147mm

Nominal Length	Soft-Closing Drawer	Standard Components
300mm	SG1202-300(A)	1.Single Extension Undermount Slide(Left/Right)
350mm	SG1202-350(A)	2.Side Panel (Left/Right)
400mm	SG1202-400(A)	
450mm	SG1202-450(A)	
500mm	SG1202-500(A)	
550mm	SG1202-550(A)	
Note: (A) Colors: Silky White (W), Iron grey (G)		



Details QR Code

1

Single Extension Undermount Slide(Left/Right)  
/ Industrial Packaging  
Material: Plain Galvanized Steel

Soft-Closing Slide

G2302-SL

Note: SL: Nominal Length 300/350/400/450/500/550mm

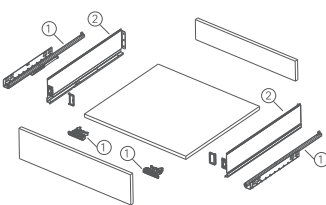
2

Side Panel (Left/Right)/ Industrial Packaging  
Material: Cold-Rolled Steel

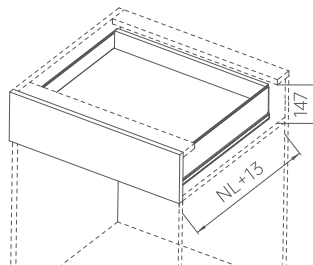
Item Number

SG122SL(A)

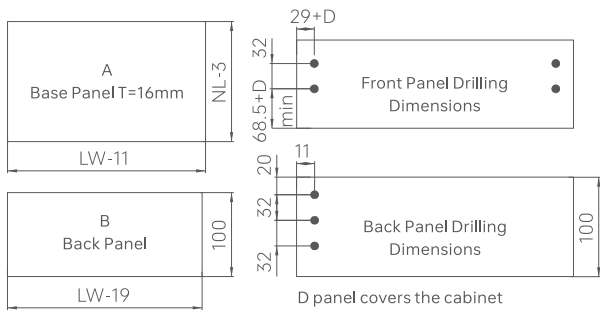
Note: SL: Nominal Length 300/350/400/450/500/550mm  
(A) Colors: Silky White (W), Iron grey (G)



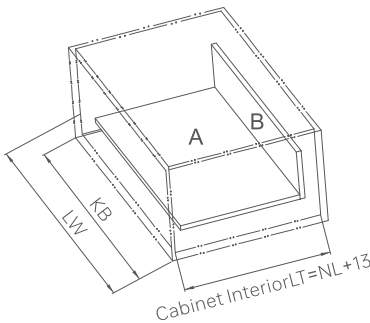
Required Space



### 16mm Thick MDF Cutting Dimensions

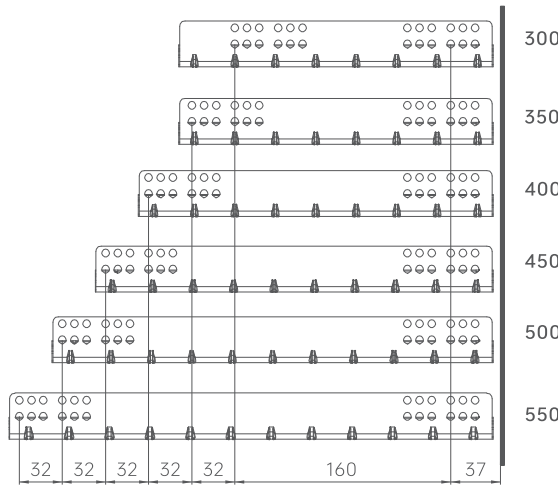


KB Cabinet Width  
LW Cabinet Net Width  
NL Nominal Length



### Cabinet Slide Installation Dimensions

NL Nominal Length




Hidden Single extension design  
Ultra-thin drawer sidewalls  
25kg load capacity | Exceptional durability  
Bottom-mounted SCT continuously variable damping technology  
ensures smooth sliding and gentle closure



# METAL-BOX·S

## SG1203


H=179mm

Nominal Length	Soft-Closing Drawer	Standard Components	 Details QR Code
300mm	SG1203-300(A)	1.Single Extension Undermount Slide(Left/Right)	
350mm	SG1203-350(A)	2.Side Panel (Left/Right)	
400mm	SG1203-400(A)		
450mm	SG1203-450(A)		
500mm	SG1203-500(A)		
550mm	SG1203-550(A)		
Note: (A) Colors: Silky White (W), Iron grey (G)			



Details QR Code

1




Single Extension Undermount Slide(Left/Right)  
/ Industrial Packaging  
Material: Plain Galvanized Steel

Soft-Closing Slide

G2302-SL

Note: SL: Nominal Length 300/350/400/450/500/550mm

2

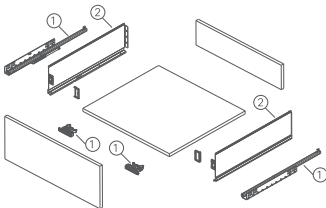


Side Panel (Left/Right)/ Industrial Packaging  
Material: Cold-Rolled Steel

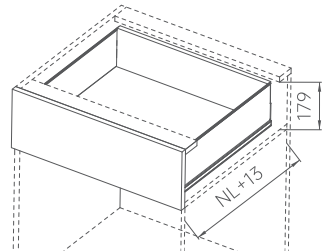
Item Number

SG123SL(A)

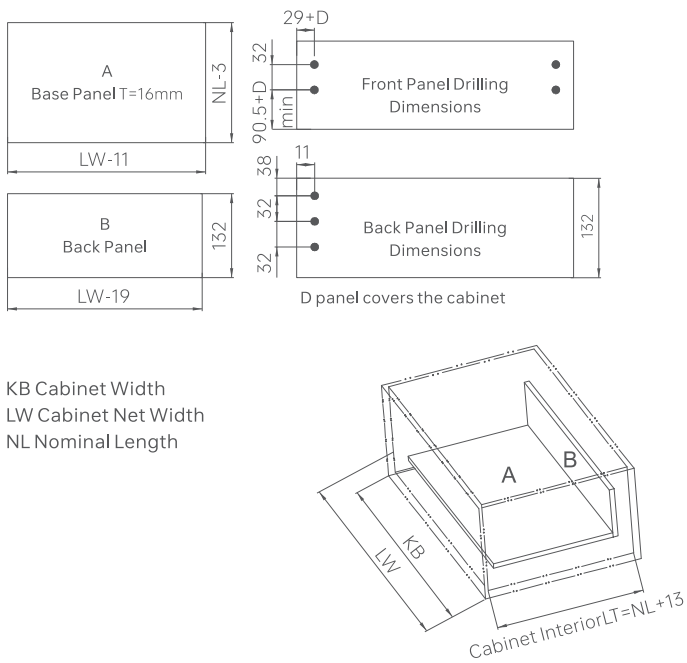
Note: SL: Nominal Length 300/350/400/450/500/550mm  
(A) Colors: Silky White (W), Iron grey (G)



Required Space

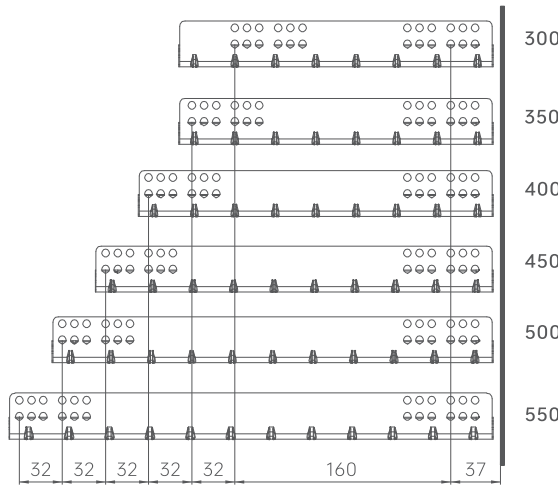


### 16mm Thick MDF Cutting Dimensions



### Cabinet Slide Installation Dimensions

NL Nominal Length






Concealed Full Extension  
Full extension Synchronous slide Technology  
Ultra-Thin Drawer Side Design  
40kg Load Capacity, Ultra-Long Lifespan  
Height adjustment on Drawer Side  
Built-in SCT Stepless Speed Regulation Damping Technology  
Ensures Smooth and Gentle Closing of slide Movement



METAL-BOX·S

SG1231

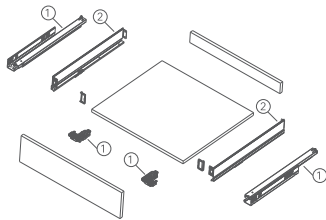
H=120mm

Nominal Length	Soft-Closing Drawer	Standard Components	 Details QR Code
300mm	SG1231-300(A)	1.Full Extension Undermount Slide(Left/Right)	
350mm	SG1231-350(A)	2.Side Panel (Left/Right)	
400mm	SG1231-400(A)		
450mm	SG1231-450(A)		
500mm	SG1231-500(A)		
550mm	SG1231-550(A)		
Note: (A) Colors: Silky White (W), Iron grey (G)			

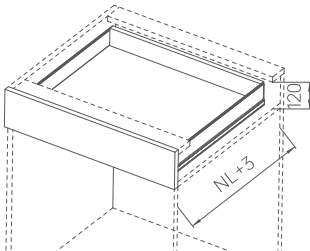


Details QR Code

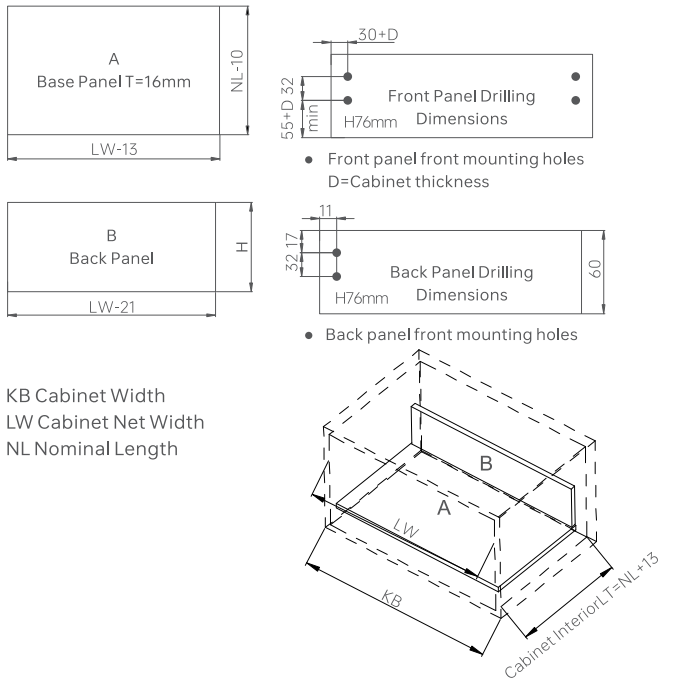
1		Full Extension Undermount Slide(Left/Right) / Industrial Packaging Material: Plain Galvanized Steel
Soft-Closing Slide		
M5001-SL		
Note: SL: Nominal Length 300/350/400/450/500/550mm		
2		Side Panel (Left/Right)/ Industrial Packaging Material: Cold-Rolled Steel
Item Number		
SG121SL(A)		
Note: SL: Nominal Length 300/350/400/450/500/550mm (A) Colors: Silky White (W), Iron grey (G)		



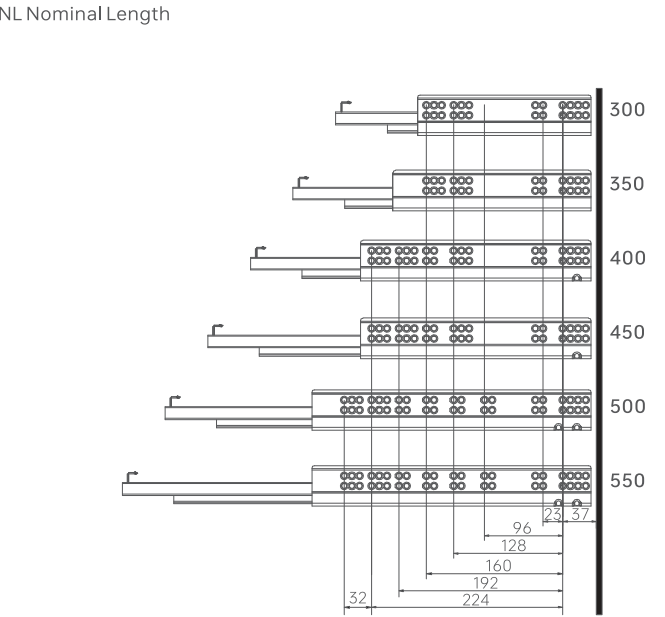
Required Space



16mm Thick MDF Cutting Dimensions



Cabinet Slide Installation Dimensions



Concealed Full Extension  
Full extension Synchronous slide Technology  
Ultra-Thin Drawer Side Design  
40kg Load Capacity, Ultra-Long Lifespan  
Height adjustment on Drawer Side  
Built-in SCT Stepless Speed Regulation Damping Technology  
Ensures Smooth and Gentle Closing of slide Movement



# METAL-BOX·S



## SG1232

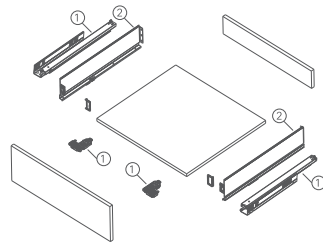
H=160mm

Nominal Length	Soft-Closing Drawer	Standard Components	 Details QR Code
300mm	SG1232-300(A)	1.Full Extension Undermount Slide(Left/Right)	
350mm	SG1232-350(A)	2.Side Panel (Left/Right)	
400mm	SG1232-400(A)		
450mm	SG1232-450(A)		
500mm	SG1232-500(A)		
550mm	SG1232-550(A)		
Note: (A) Colors: Silky White (W), Iron grey (G)			

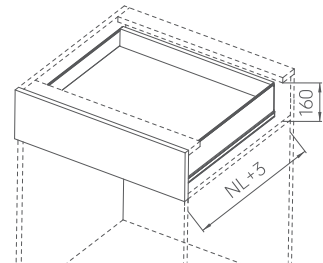


Details QR Code

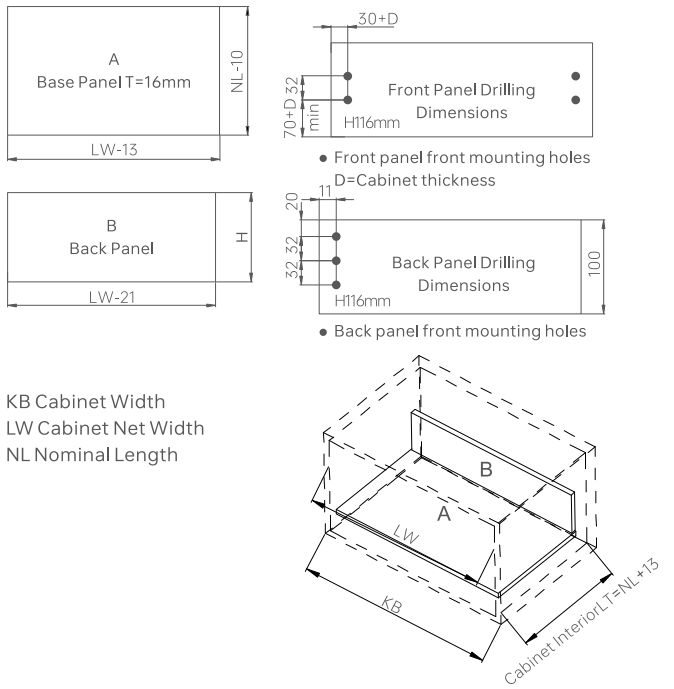
1		Full Extension Undermount Slide(Left/Right) / Industrial Packaging Material: Plain Galvanized Steel
Soft-Closing Slide		
M5001-SL		
Note: SL: Nominal Length 300/350/400/450/500/550mm		
2		Side Panel (Left/Right)/ Industrial Packaging Material: Cold-Rolled Steel
Item Number		
SG122SL(A)		
Note: SL: Nominal Length 300/350/400/450/500/550mm (A) Colors: Silky White (W), Iron grey (G)		



Required Space

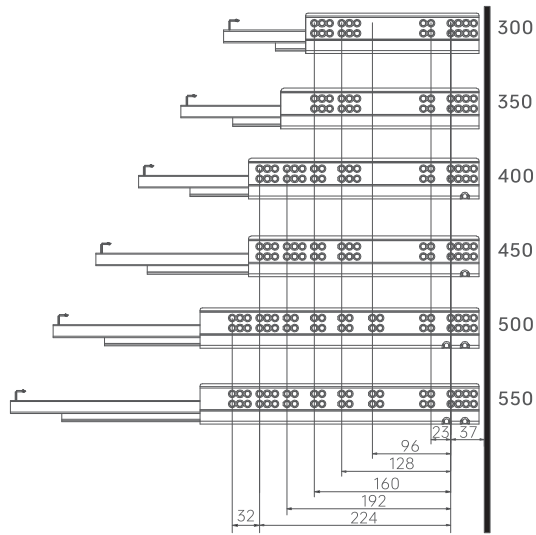


### 16mm Thick MDF Cutting Dimensions



### Cabinet Slide Installation Dimensions

NL Nominal Length





Concealed Full Extension  
Full extension Synchronous slide Technology  
Ultra-Thin Drawer Side Design  
40kg Load Capacity, Ultra-Long Lifespan  
Height adjustment on Drawer Side  
Built-in SCT Stepless Speed Regulation Damping Technology  
Ensures Smooth and Gentle Closing of slide Movement

SCT

Soft Closing

40kg

Maximum Load Capacity

148B


Side Panel Height



# METAL-BOX·S

## SG1233

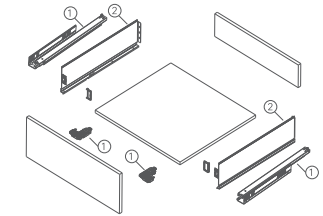
H=190mm

Nominal Length	Soft-Closing Drawer	Standard Components	 Details QR Code
300mm	SG1233-300(A)	1.Full Extension Undermount Slide(Left/Right)	
350mm	SG1233-350(A)	2.Side Panel (Left/Right)	
400mm	SG1233-400(A)		
450mm	SG1233-450(A)		
500mm	SG1233-500(A)		
550mm	SG1233-550(A)		
Note: (A) Colors: Silky White (W), Iron grey (G)			

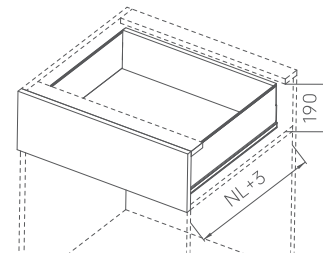


Details QR Code

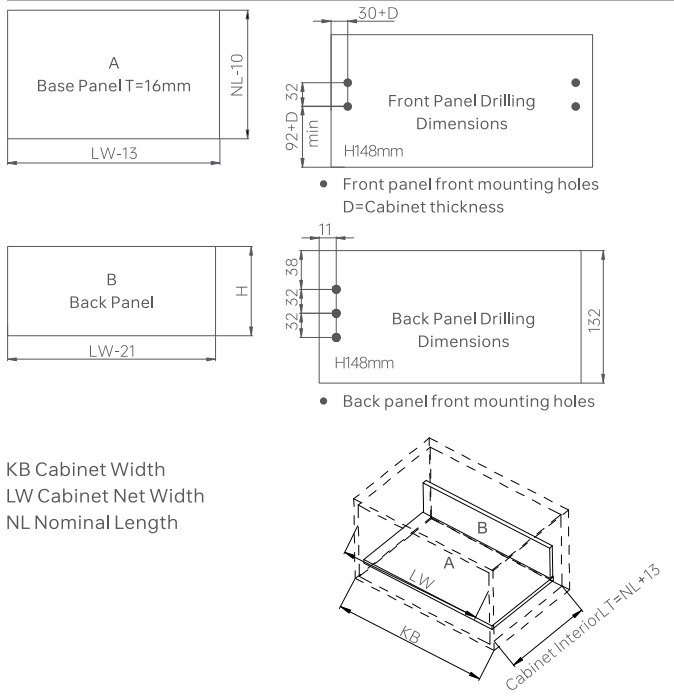
1		Full Extension Undermount Slide(Left/Right) / Industrial Packaging Material: Plain Galvanized Steel
Soft-Closing Slide		
M5001-SL		
Note: SL: Nominal Length 300/350/400/450/500/550mm		
2		Side Panel (Left/Right)/ Industrial Packaging Material: Cold-Rolled Steel
Item Number		
SG123SL(A)		
Note: SL: Nominal Length 300/350/400/450/500/550mm (A) Colors: Silky White (W), Iron grey (G)		



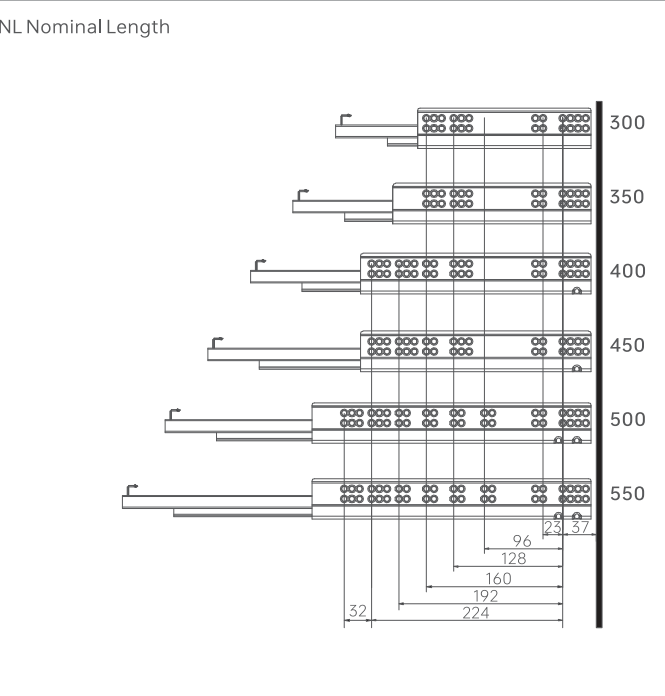
Required Space



### 16mm Thick MDF Cutting Dimensions



### Cabinet Slide Installation Dimensions






# METAL-BOX·S

Wardrobe Series

Space Requirements Inside Cabinet



Installation Height	X(mm)
M	107
K	147
B	172

## Product Information

### Recommended METAL-BOX Applicatins:

- SG1201 METAL-BOX H=60mm
- SG1202 METAL-BOX H=100mm
- SG1203 METAL-BOX H=132mm
- SG1231 METAL-BOX H=60mm
- SG1232 METAL-BOX H=100mm
- SG1233 METAL-BOX H=132mm

### Recommended Hinge Application:

KL72 Aluminum Frame Hinge

## Description

Break free from convention with glass side panels for visible access without disrupting order.

Minimalist elegance with refined details inside and out.

Slim design enhances agility and expands storage capacity.

Sleek lines, smooth edges, and premium tactile experience.

High-quality slide ensure smooth operation and secure usage.

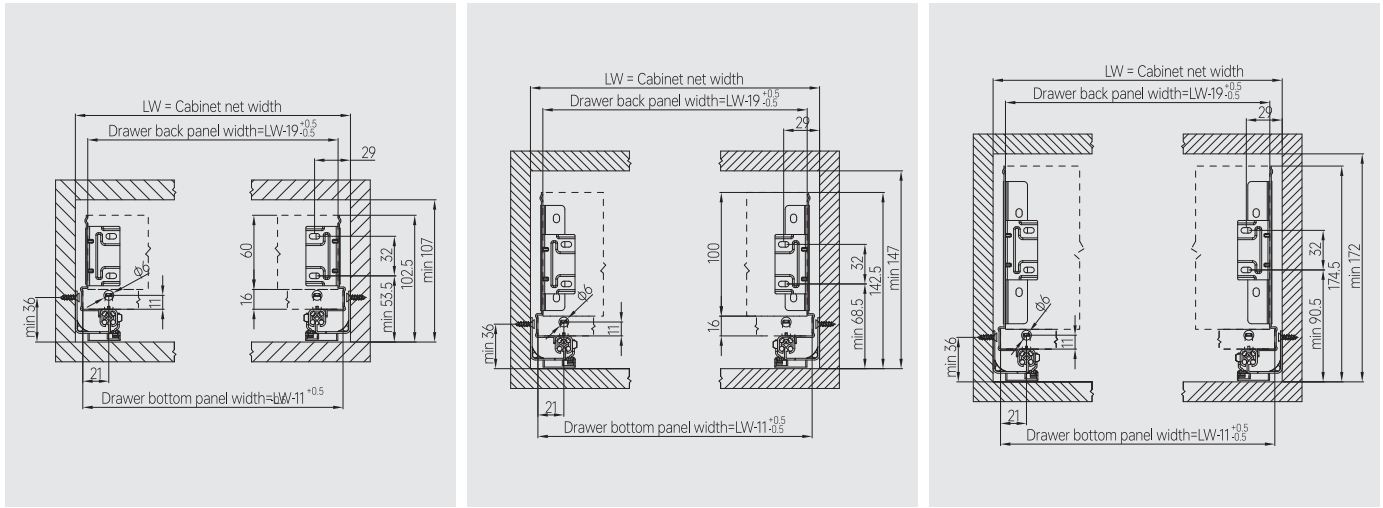
Silent soft-closing system eliminates noise for gentle closing.



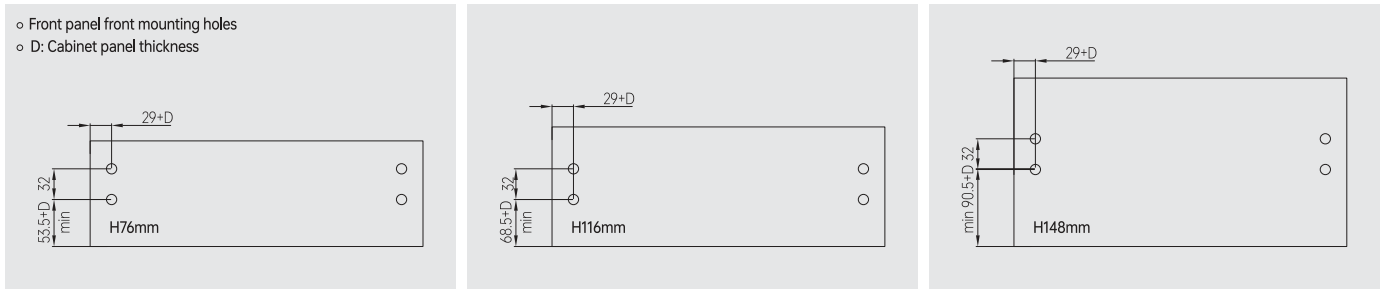
# METAL-BOX·S

## INSTALLATION DIAGRAM For Single extension slide

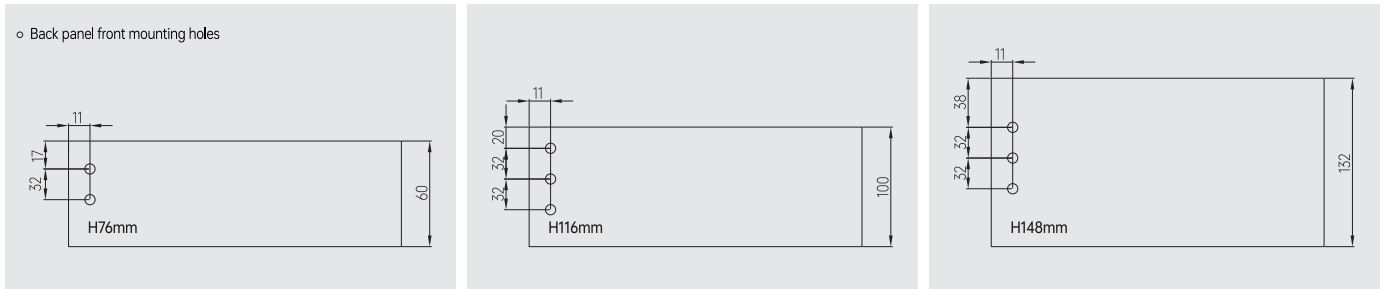
H=76mm Product Installation Dimensions    H=116mm Product Installation Dimensions    H=148mm Product Installation Dimensions



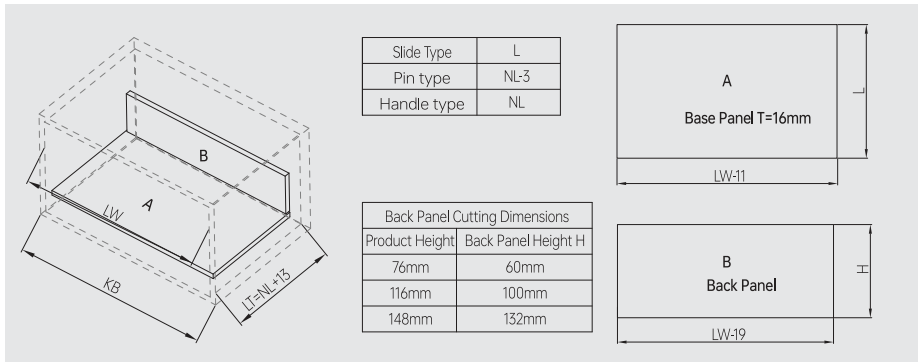
### Front Panel Drilling Dimensions



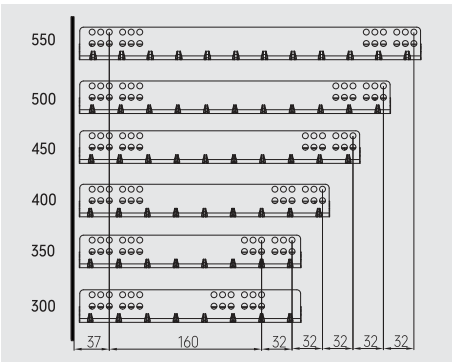
### Back Panel Drilling Dimensions



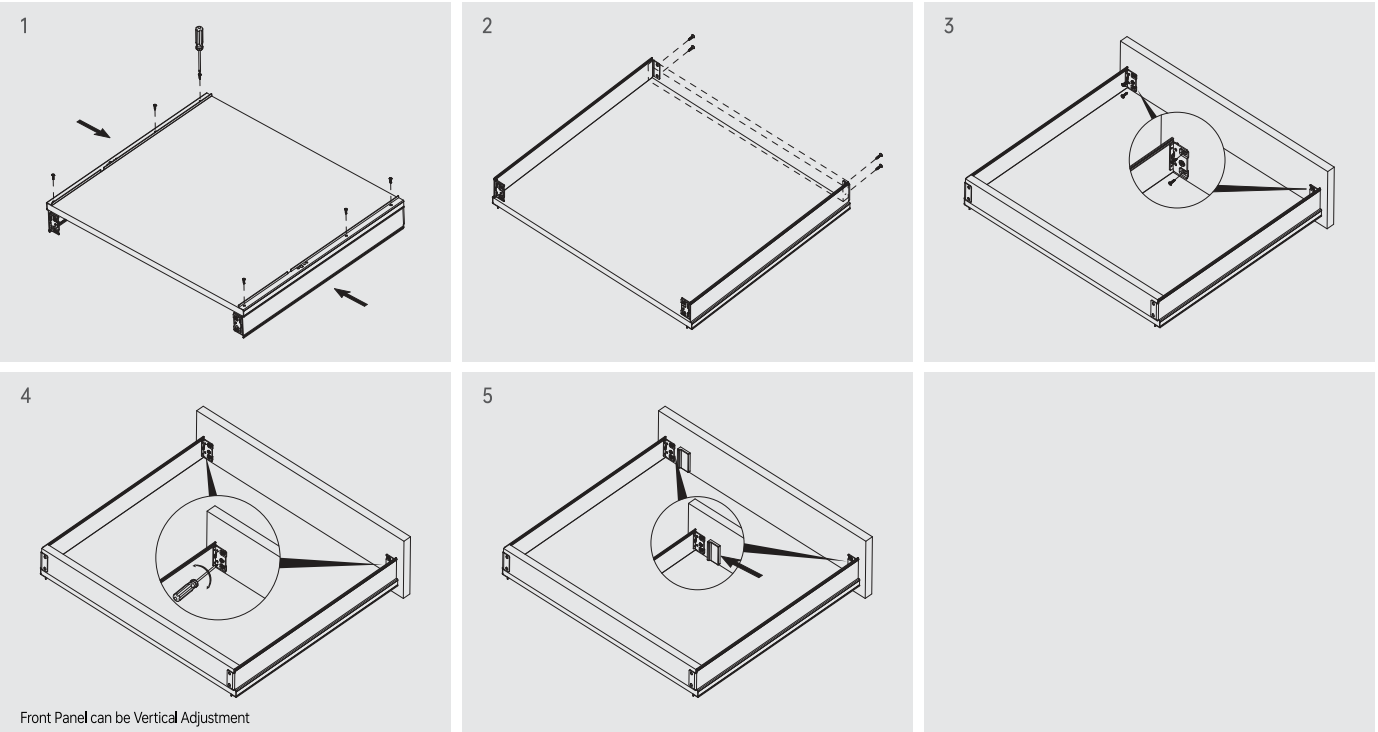
### Base & Back Panel Cutting Dimensions



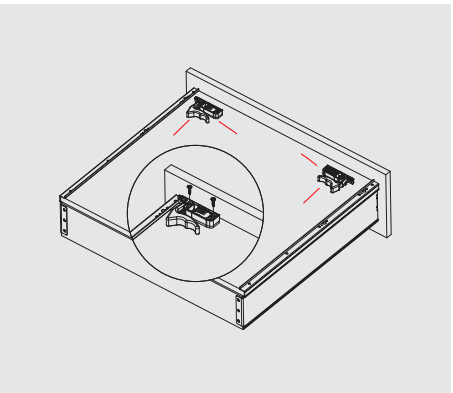
### Slide Installation Dimensions



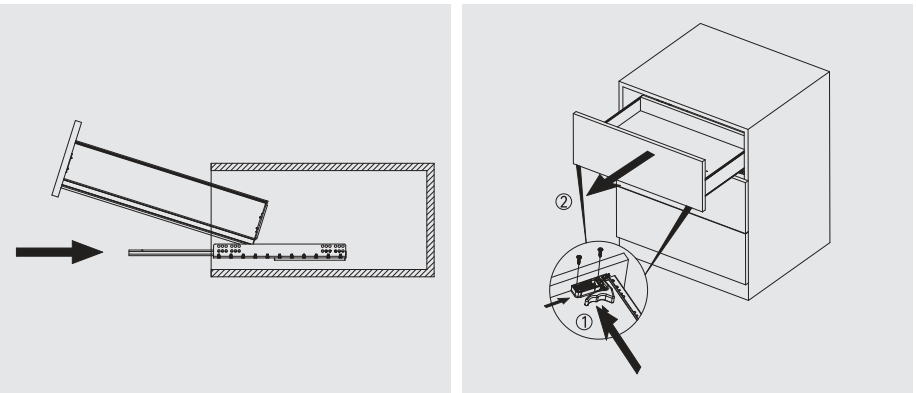
### Drawer Installation



### Handle type slide installation



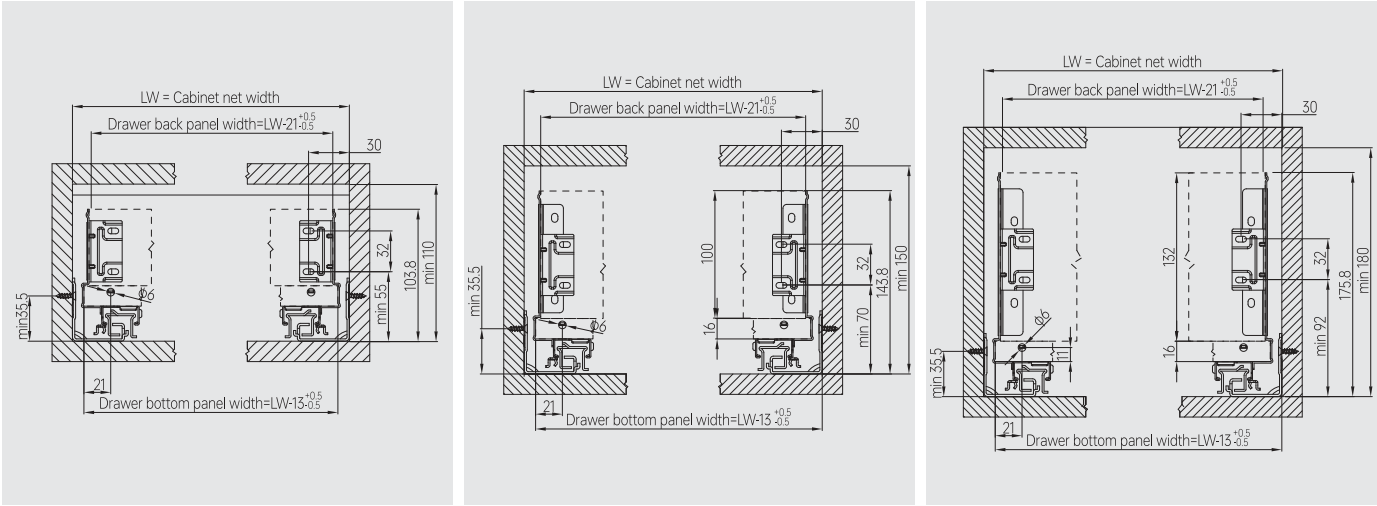
### Handle type slide disassembly



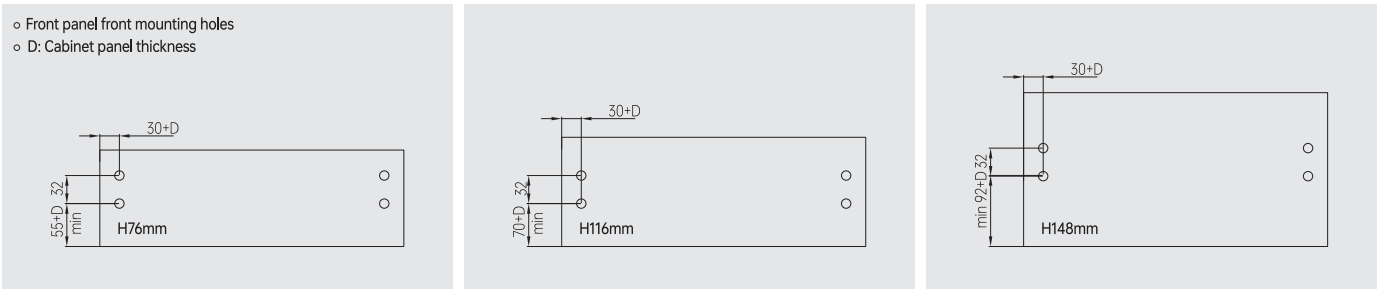
# METAL-BOX·S

## Installation Diagram For Full extension slide

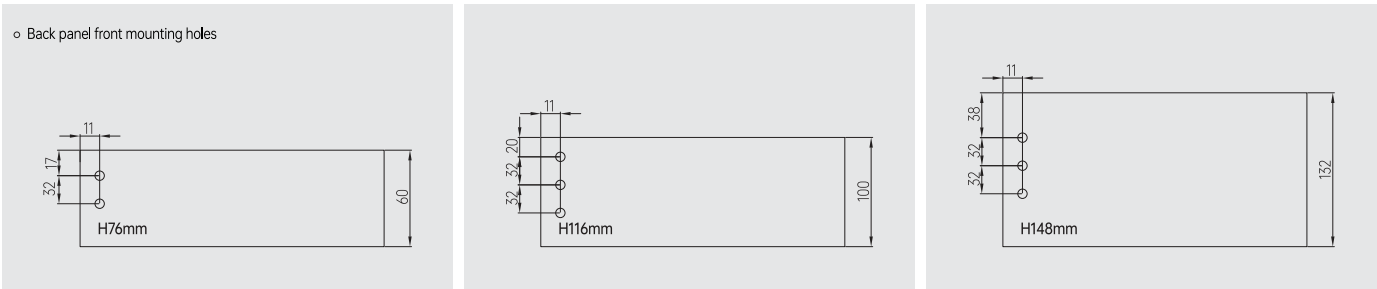
H=76mm Product Installation Dimensions    H=116mm Product Installation Dimensions    H=148mm Product Installation Dimensions



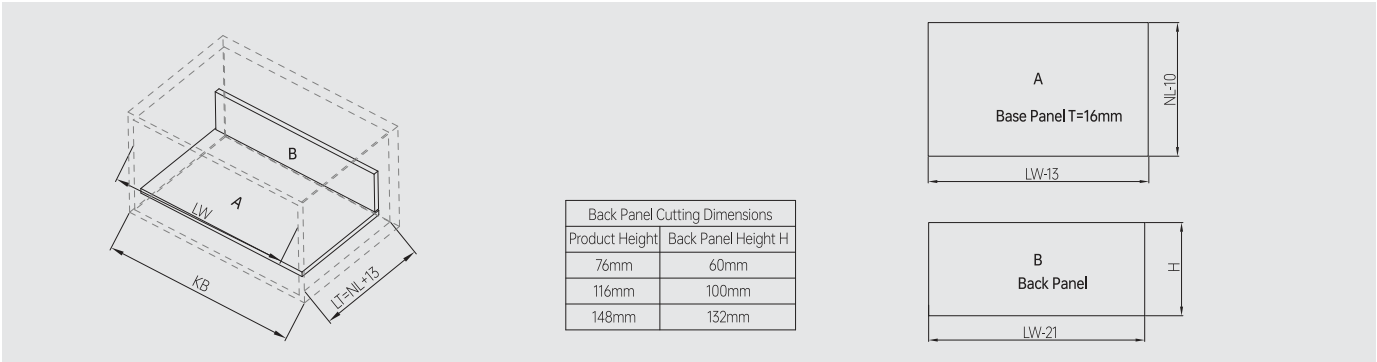
### Front Panel Drilling Dimensions



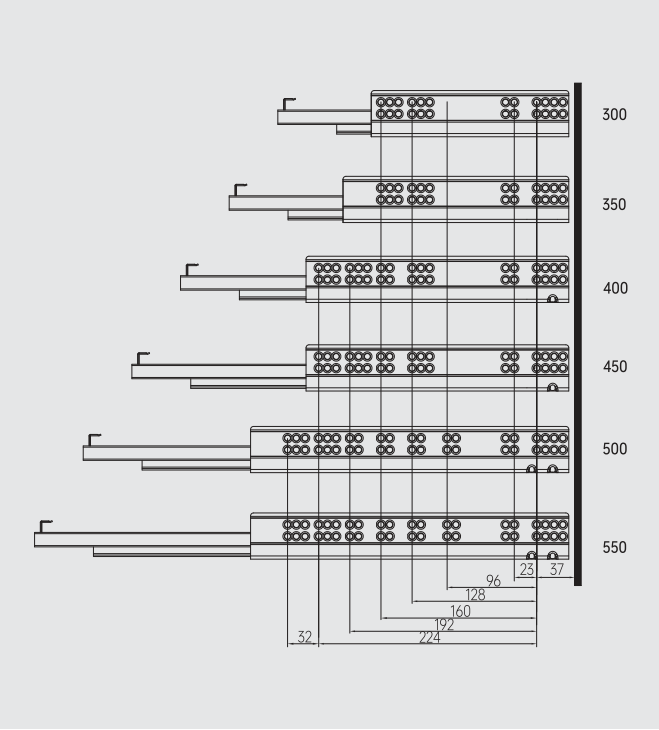
### Back Panel Drilling Dimensions



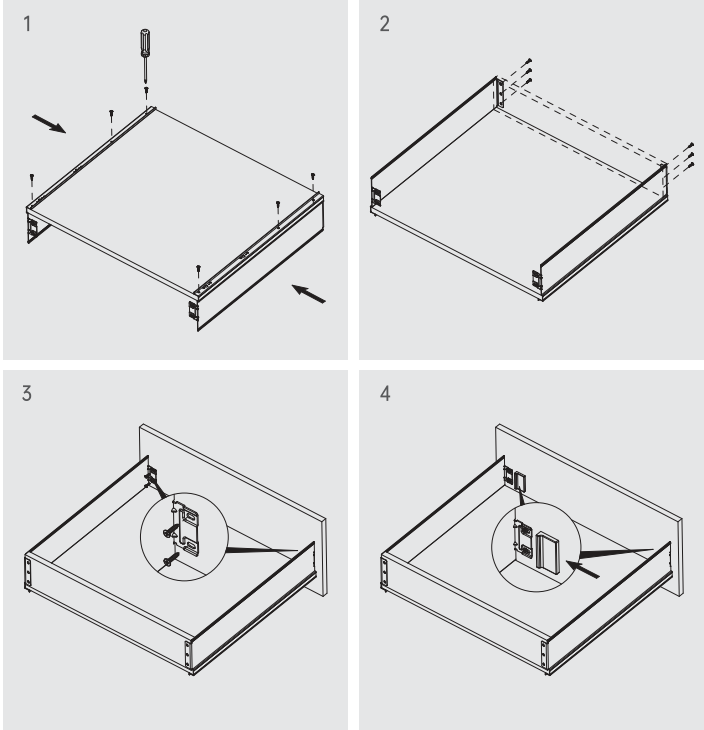
### Base & Back Panel Cutting Dimensions



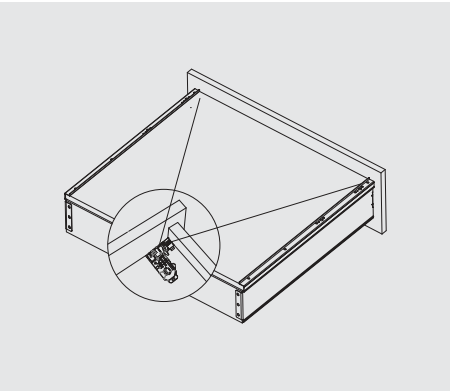
### Slide Installation Dimensions



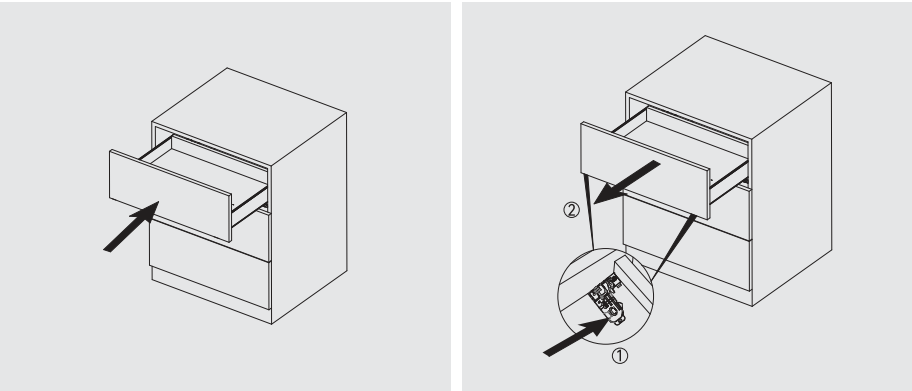
### Drawer Installation



### Handle type slide installation



### Handle type slide disassembly













# IN-BOX



When minimalism learns  
to conceal beauty,  
it leaves room to breathe.

Drawers are verses in the poetry of life,  
chronicling our daily fragments.

From an old key to a movie ticket stub,  
from a dried flower to a travel postcard  
—  
these are precious gifts life bestows,  
worthy of savoring and cherishing.



- Multiple heights and styles allow for versatile combinations, maximizing vertical storage space.



- The snap-fit design ensures effortless installation and removal.

Concealed Full Extension  
Full extension Synchronous slide Technology  
40kg Load Capacity, Ultra-Long Lifespan  
3D Adjustment on Drawer Side  
Built-in SCT Stepless Speed Regulation Damping Technology  
Ensures Smooth and Gentle Closing of slide Movement  
Equipped with TOS Push to Open Technology



# IN-BOX

## GH3201

H=105mm

Nominal Length	Soft-Closing Drawer	Standard Components
270mm	GH3201-270(A)	1.Slide(Left/Right)
300mm	GH3201-300(A)	2.Side Panel (Left/Right)
350mm	GH3201-350(A)	3.Rear Connector (Left/Right)
400mm	GH3201-400(A)	4.Front Connector (Left/Right)
450mm	GH3201-450(A)	5.Quick-Install Front Connector (Left/Right) (Optional)
500mm	GH3201-500(A)	
550mm	GH3201-550(A)	
Note: (A) Colors: Silky White (W), Iron grey (G)		



Details QR Code

1

Slide (Left/Right)/  
Industrial Packaging  
Material: Plain Galvanized Steel

Soft-Closing Slide

322SL

Note: SL: Nominal Length  
270/300/350/400/450/500/550mm

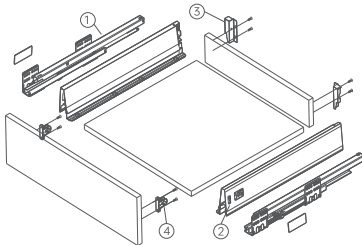
2

Side Panel (Left/Right)/  
Industrial Packaging  
Material: Cold-Rolled Steel

Item Number

321SL(A)

Note: SL: Nominal Length 270-550mm  
(A) Colors: Silky White (W), Iron grey (G)



3

Rear Connector (Left/Right)/  
Industrial Packaging  
Material: Cold-Rolled Steel

Item Number

130168(A)

Note: (A) Colors: Silky White (W), Iron grey (G)

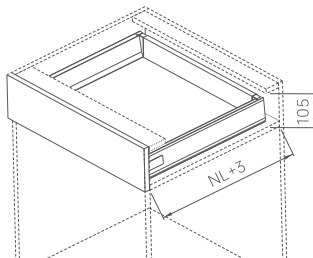
4

Front Connector (Left/Right) /  
Industrial Packaging  
Material: Plain Galvanized Steel

Item Number

201001

### Required Space



4

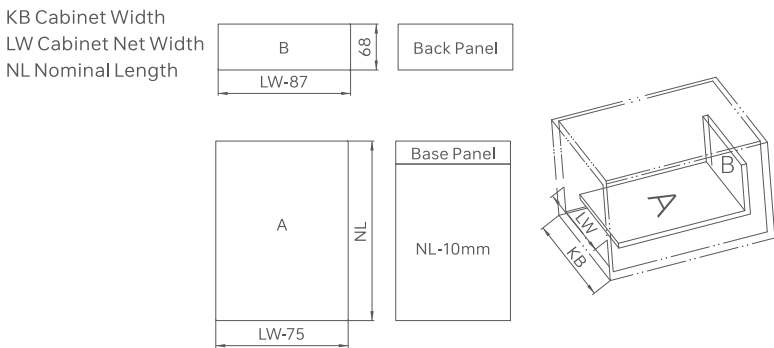
Quick-Install Front Connector  
(Left/Right)/ Industrial Packaging  
Material: Plain Galvanized Steel

Optional

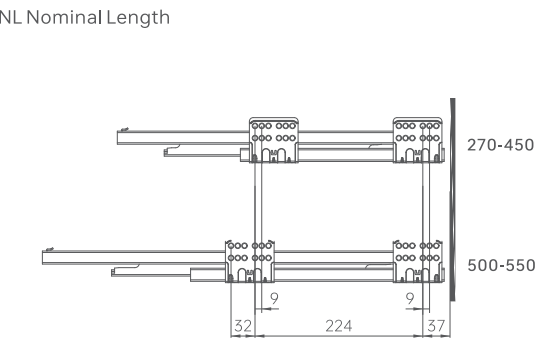
Item Number

201002

### 16mm Thick MDF Cutting Dimensions



### Cabinet Slide Installation Dimensions





Concealed Full Extension  
Full extension Synchronous slide Technology  
40kg Load Capacity, Ultra-Long Lifespan  
3D Adjustment on Drawer Side  
Built-in SCT Stepless Speed Regulation Damping Technology  
Ensures Smooth and Gentle Closing of slide Movement  
Equipped with TOS Push to Open Technology



# IN-BOX

## GH3202

H=160mm

Nominal Length	Soft-Closing Drawer	Standard Components
270mm	GH3202-270(A)	1.Slide(Left/Right)
300mm	GH3202-300(A)	2.Side Panel (Left/Right)
350mm	GH3202-350(A)	3.Square Gallery(left/right)
400mm	GH3202-400(A)	4.Rear Connector (Left/Right)
450mm	GH3202-450(A)	5.Front Connector (Left/Right)
500mm	GH3202-500(A)	6.Quick-Install Front Connector (Left/Right)(Optional)
550mm	GH3202-550(A)	
Note: (A) Colors: Silky White (W), Iron grey (G)		



Details QR Code

Slide (Left/Right)/  
Industrial Packaging  
Material: Plain Galvanized Steel

Soft-Closing Slide  
322SL  
Note: SL: Nominal Length  
270/300/350/400/450/500/550mm

Side Panel (Left/Right)/  
Industrial Packaging  
Material: Cold-Rolled Steel

Item Number  
321SL(A)  
Note: SL: Nominal Length 270-550mm  
(A) Colors: Silky White (W), Iron grey (G)

Square Gallery(left/right)/  
Industrial Packaging  
Material: Aluminium Profile

Item Number  
GF320SL(A)  
Note: SL: Nominal Length 270-550mm  
(A) Colors: Silky White (W), Iron grey (G)

Rear Connector (Left/Right)/  
Industrial Packaging  
Material: Cold-Rolled Steel

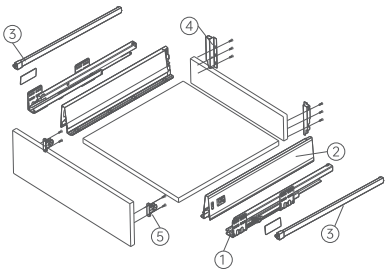
Item Number  
3202119(A)  
Note: (A) Colors: Silky White (W), Iron grey (G)

Front Connector (Left/Right) /  
Industrial Packaging  
Material: Plain Galvanized Steel

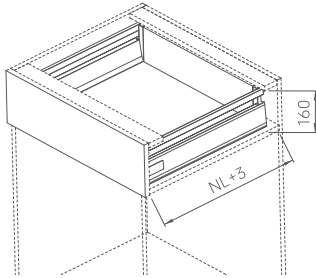
Item Number  
201001

Quick-Install Front Connector  
(Left/Right)/ Industrial Packaging  
Material: Plain Galvanized Steel

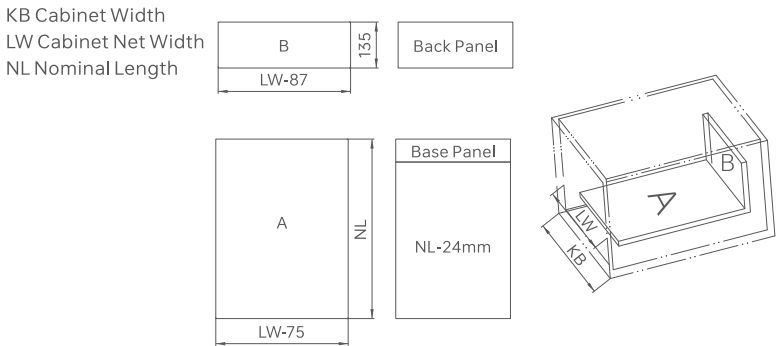
Optional  
Item Number  
201002



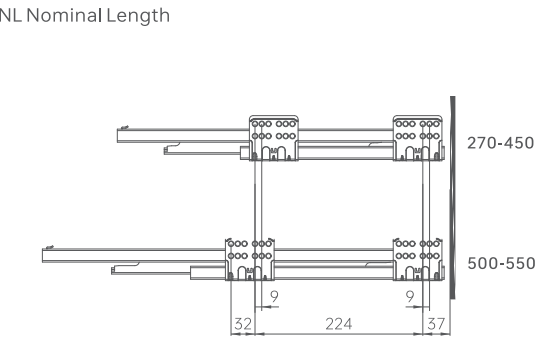
Required Space



### 16mm Thick MDF Cutting Dimensions



### Cabinet Slide Installation Dimensions



Concealed Full Extension  
Full extension Synchronous slide Technology  
40kg Load Capacity, Ultra-Long Lifespan  
3D Adjustment on Drawer Side  
Built-in SCT Stepless Speed Regulation Damping Technology  
Ensures Smooth and Gentle Closing of slide Movement  
Equipped with TOS Push to Open Technology



# IN-BOX GH3203

H=185mm

Nominal Length	Soft-Closing Drawer	Standard Components
270mm	GH3203-270(A)	1.Slide(Left/Right)
300mm	GH3203-300(A)	2.Side Panel (Left/Right)
350mm	GH3203-350(A)	3.Square Gallery(left/right)
400mm	GH3203-400(A)	4.Rear Connector (Left/Right)
450mm	GH3203-450(A)	5.Front Connector (Left/Right)
500mm	GH3203-500(A)	6.Quick-Install Front Connector (Left/Right)(Optional)
550mm	GH3203-550(A)	
Note: (A) Colors: Silky White (W), Iron grey (G)		



Details QR Code

Slide (Left/Right)/  
Industrial Packaging  
Material: Plain Galvanized Steel

Soft-Closing Slide  
322SL  
Note: SL: Nominal Length  
270/300/350/400/450/500/550mm

Side Panel (Left/Right)/  
Industrial Packaging  
Material: Cold-Rolled Steel

Item Number  
321SL(A)  
Note: SL: Nominal Length 270-550mm  
(A) Colors: Silky White (W), Iron grey (G)

Square Gallery(left/right)/  
Industrial Packaging  
Material: Aluminium Profile

Item Number  
GF320SL(A)  
Note: SL: Nominal Length 270-550mm  
(A) Colors: Silky White (W), Iron grey (G)

Rear Connector (Left/Right)/  
Industrial Packaging  
Material: Cold-Rolled Steel

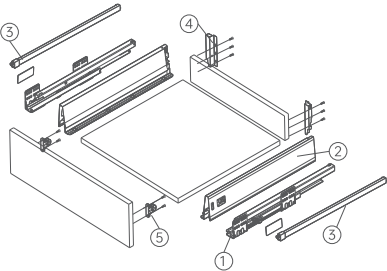
Item Number  
3203151(A)  
Note: (A) Colors: Silky White (W), Iron grey (G)

Front Connector (Left/Right) /  
Industrial Packaging  
Material: Plain Galvanized Steel

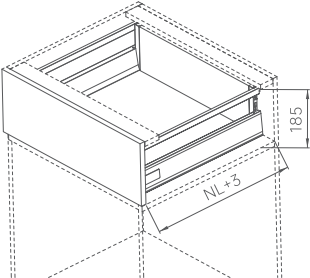
Item Number  
201001

Quick-Install Front Connector  
(Left/Right)/ Industrial Packaging  
Material: Plain Galvanized Steel  
Optional

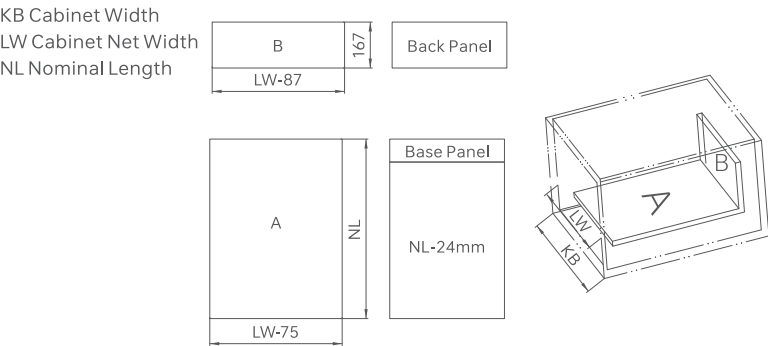
Item Number  
201002



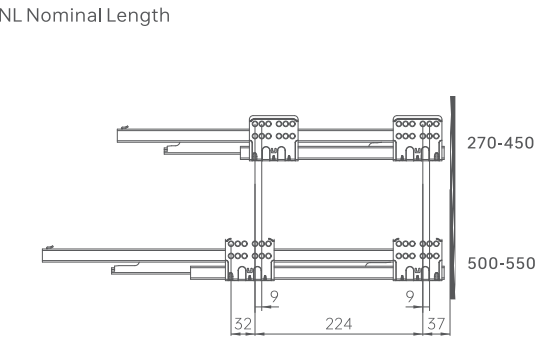
Required Space



## 16mm Thick MDF Cutting Dimensions



## Cabinet Slide Installation Dimensions





Concealed Full Extension  
Full extension Synchronous slide Technology  
40kg Load Capacity, Ultra-Long Lifespan  
3D Adjustment on Drawer Side  
Built-in SCT Stepless Speed Regulation Damping Technology  
Ensures Smooth and Gentle Closing of slide Movement  
Equipped with TOS Push to Open Technology



# IN-BOX

## GH3204

H=224mm

Nominal Length	Soft-Closing Drawer	Standard Components
270mm	GH3204-270(A)	1.Slide(Left/Right)
300mm	GH3204-300(A)	2.Side Panel (Left/Right)
350mm	GH3204-350(A)	3.Square Gallery(left/right)
400mm	GH3204-400(A)	4.Rear Connector (Left/Right)
450mm	GH3204-450(A)	5.Front Connector (Left/Right)
500mm	GH3204-500(A)	6.Quick-Install Front Connector (Left/Right)(Optional)
550mm	GH3204-550(A)	
Note: (A) Colors: Silky White (W), Iron grey (G)		



Details QR Code

1




Slide (Left/Right)/  
Industrial Packaging  
Material: Plain Galvanized Steel

Soft-Closing Slide

322SL

Note: SL: Nominal Length  
270/300/350/400/450/500/550mm

2




Side Panel (Left/Right)/  
Industrial Packaging  
Material: Cold-Rolled Steel

Item Number

321SL(A)

Note: SL: Nominal Length 270-550mm  
(A) Colors: Silky White (W), Iron grey (G)

3




Square Gallery(left/right)/  
Industrial Packaging  
Material: Aluminium Profile

Item Number

GF320SL(A)

Note: SL: Nominal Length 270-550mm  
(A) Colors: Silky White (W), Iron grey (G)

4



Rear Connector (Left/Right)/  
Industrial Packaging  
Material: Cold-Rolled Steel

Item Number

3204183(A)

Note: (A) Colors: Silky White (W), Iron grey (G)

5




Front Connector (Left/Right) /  
Industrial Packaging  
Material: Plain Galvanized Steel

Item Number

201001

5

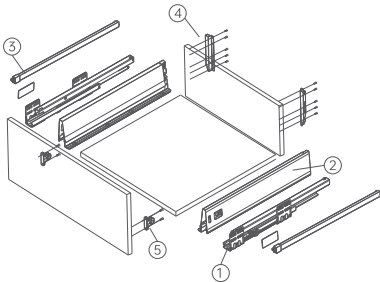


Quick-Install Front Connector  
(Left/Right)/ Industrial Packaging  
Material: Plain Galvanized Steel

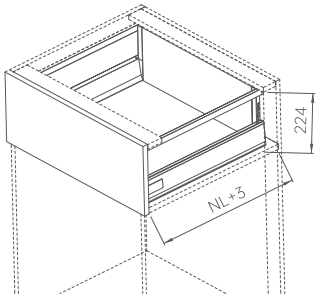
Optional

Item Number

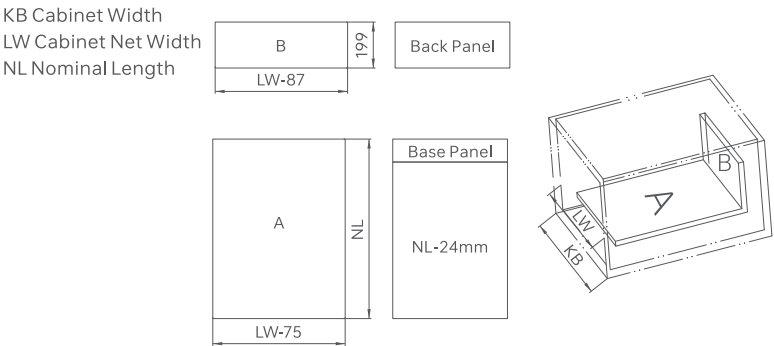
201002



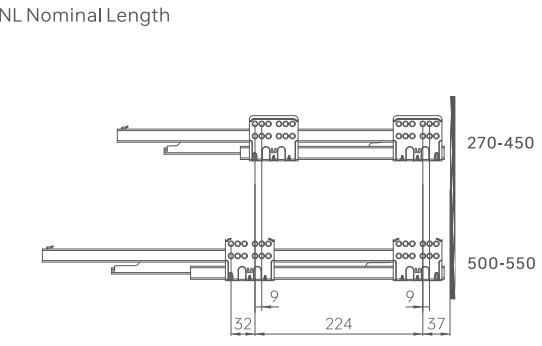
Required Space



### 16mm Thick MDF Cutting Dimensions



### Cabinet Slide Installation Dimensions



Concealed Full Extension  
Full extension Synchronous slide Technology  
40kg Load Capacity, Ultra-Long Lifespan  
3D Adjustment on Drawer Side  
Built-in SCT Stepless Speed Regulation Damping Technology  
Ensures Smooth and Gentle Closing of slide Movement  
Equipped with TOS Push to Open Technology



# IN-BOX

## GH3214

H=224mm

Nominal Length	Soft-Closing Drawer	Standard Components
270mm	GH3214-270(A)	1.Slide(Left/Right)
300mm	GH3214-300(A)	2.Side Panel (Left/Right)
350mm	GH3214-350(A)	3.Square Gallery(left/right)
400mm	GH3214-400(A)	4.Rear Connector (Left/Right)
450mm	GH3214-450(A)	5.Front Connector (Left/Right)
500mm	GH3214-500(A)	6.Quick-Install Front Connector (Left/Right)(Optional)
550mm	GH3214-550(A)	
Note: (A) Colors: Silky White (W), Iron grey (G)		



Details QR Code

Slide (Left/Right)/  
Industrial Packaging  
Material: Plain Galvanized Steel

Soft-Closing Slide  
322SL  
  
Note: SL: Nominal Length  
270/300/350/400/450/500/550mm

Side Panel (Left/Right)/  
Industrial Packaging  
Material: Cold-Rolled Steel

Item Number  
321SL(A)  
  
Note: SL: Nominal Length 270-550mm  
(A) Colors: Silky White (W), Iron grey (G)

Square Gallery(left/right)/  
Industrial Packaging  
Material: Aluminium Profile

Item Number  
GF320SL(A)  
  
Note: SL: Nominal Length 270-550mm  
(A) Colors: Silky White (W), Iron grey (G)

Rear Connector (Left/Right)/  
Industrial Packaging  
Material: Cold-Rolled Steel

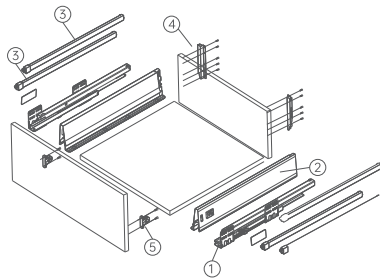
Item Number  
3214183(A)  
  
Note: (A) Colors: Silky White (W), Iron grey (G)

Front Connector (Left/Right) /  
Industrial Packaging  
Material: Plain Galvanized Steel

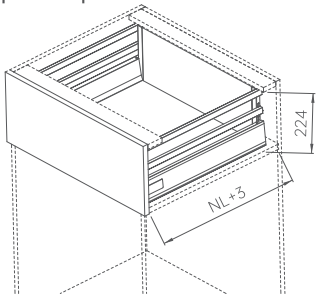
Item Number  
201001

Quick-Install Front Connector  
(Left/Right)/ Industrial Packaging  
Material: Plain Galvanized Steel  
Optional

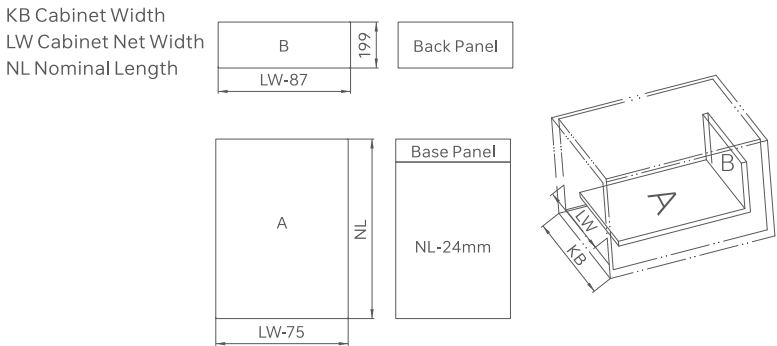
Item Number  
201002



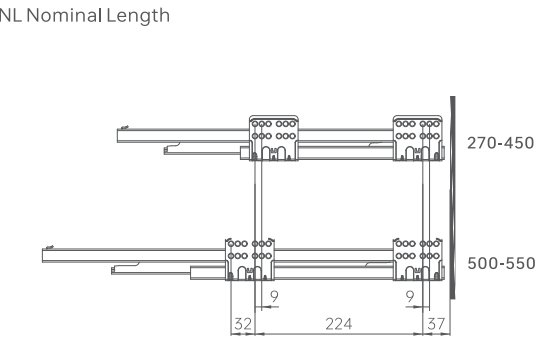
### Required Space



### 16mm Thick MDF Cutting Dimensions



### Cabinet Slide Installation Dimensions





Concealed Full Extension  
Full extension Synchronous slide Technology  
40kg Load Capacity, Ultra-Long Lifespan  
3D Adjustment on Drawer Side  
Built-in SCT Stepless Speed Regulation Damping Technology  
Ensures Smooth and Gentle Closing of slide Movement  
Equipped with TOS Push to Open Technology



# IN-BOX

## GH3222

H=160mm

Nominal Length	Soft-Closing Drawer	Standard Components
270mm	GH3222-270(A)	1.Slide(Left/Right)
300mm	GH3222-300(A)	2.Side Panel (Left/Right)
350mm	GH3222-350(A)	3.Round Gallery(left/right)
400mm	GH3222-400(A)	4.Rear Connector (Left/Right)
450mm	GH3222-450(A)	5.Front Connector (Left/Right)
500mm	GH3222-500(A)	6.Quick-Install Front Connector (Left/Right)(Optional)
550mm	GH3222-550(A)	
Note: (A) Colors: Silky White (W), Iron grey (G)		



Details QR Code

1

Slide (Left/Right)/  
Industrial Packaging  
Material: Plain Galvanized Steel

Soft-Closing Slide  
322SL  
  
Note: SL: Nominal Length  
270/300/350/400/450/500/550mm

2

Side Panel (Left/Right)/  
Industrial Packaging  
Material: Cold-Rolled Steel

Item Number  
321SL(A)  
  
Note: SL: Nominal Length 270-550mm  
(A) Colors: Silky White (W), Iron grey (G)

3

Round Gallery(left/right)/  
Industrial Packaging  
Material: Aluminium Profile

Item Number  
GY320SL(A)  
  
Note: SL: Nominal Length 270-550mm  
(A) Colors: Silky White (W), Iron grey (G)

4

Rear Connector (Left/Right)/  
Industrial Packaging  
Material: Cold-Rolled Steel

Item Number  
3222119(A)  
  
Note: (A) Colors: Silky White (W), Iron grey (G)

5

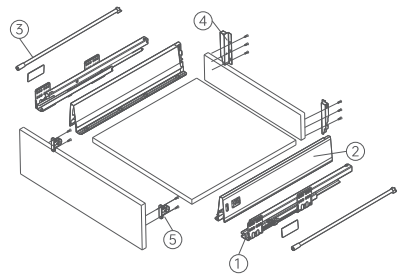
Front Connector (Left/Right) /  
Industrial Packaging  
Material: Plain Galvanized Steel

Item Number  
201001

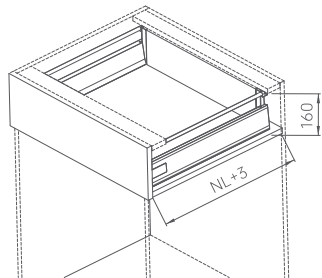
5

Quick-Install Front Connector  
(Left/Right)/ Industrial Packaging  
Material: Plain Galvanized Steel  
Optional

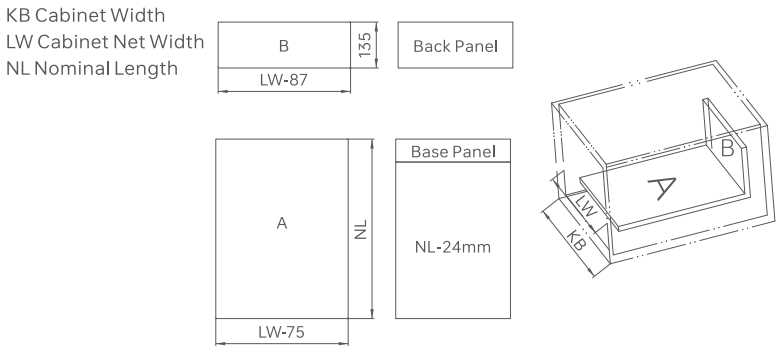
Item Number  
201002



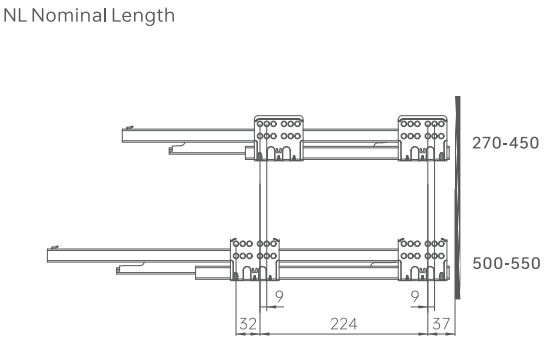
### Required Space



### 16mm Thick MDF Cutting Dimensions



### Cabinet Slide Installation Dimensions



Concealed Full Extension  
Full extension Synchronous slide Technology  
40kg Load Capacity, Ultra-Long Lifespan  
3D Adjustment on Drawer Side  
Built-in SCT Stepless Speed Regulation Damping Technology  
Ensures Smooth and Gentle Closing of slide Movement  
Equipped with TOS Push to Open Technology



# IN-BOX

## GH3223

H=185mm

Nominal Length	Soft-Closing Drawer	Standard Components
270mm	GH3223-270(A)	1.Slide(Left/Right)
300mm	GH3223-300(A)	2.Side Panel (Left/Right)
350mm	GH3223-350(A)	3.Round Gallery(left/right)
400mm	GH3223-400(A)	4.Rear Connector (Left/Right)
450mm	GH3223-450(A)	5.Front Connector (Left/Right)
500mm	GH3223-500(A)	6.Quick-Install Front Connector (Left/Right)(Optional)
550mm	GH3223-550(A)	
Note: (A) Colors: Silky White (W), Iron grey (G)		



Details QR Code

Slide (Left/Right)/  
Industrial Packaging  
Material: Plain Galvanized Steel

Soft-Closing Slide  
322SL  
Note: SL: Nominal Length  
270/300/350/400/450/500/550mm

Side Panel (Left/Right)/  
Industrial Packaging  
Material: Cold-Rolled Steel

Item Number  
321SL(A)  
Note: SL: Nominal Length 270-550mm  
(A) Colors: Silky White (W), Iron grey (G)

Round Gallery(left/right)/  
Industrial Packaging  
Material: Aluminium Profile

Item Number  
GY320SL(A)  
Note: SL: Nominal Length 270-550mm  
(A) Colors: Silky White (W), Iron grey (G)

Rear Connector (Left/Right)/  
Industrial Packaging  
Material: Cold-Rolled Steel

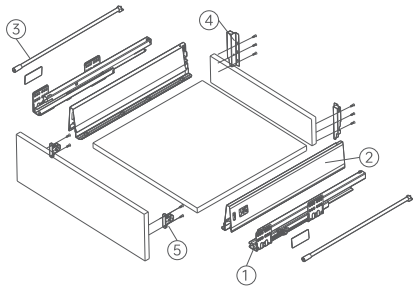
Item Number  
3223151(A)  
Note: (A) Colors: Silky White (W), Iron grey (G)

Front Connector (Left/Right) /  
Industrial Packaging  
Material: Plain Galvanized Steel

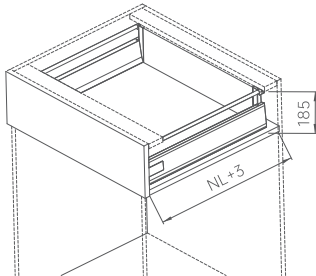
Item Number  
201001

Quick-Install Front Connector  
(Left/Right)/ Industrial Packaging  
Material: Plain Galvanized Steel  
Optional

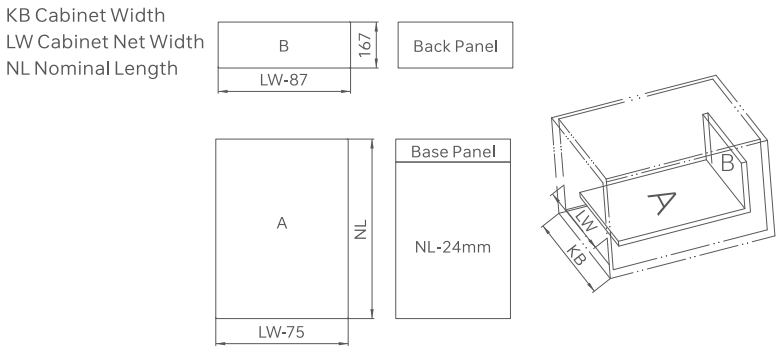
Item Number  
201002



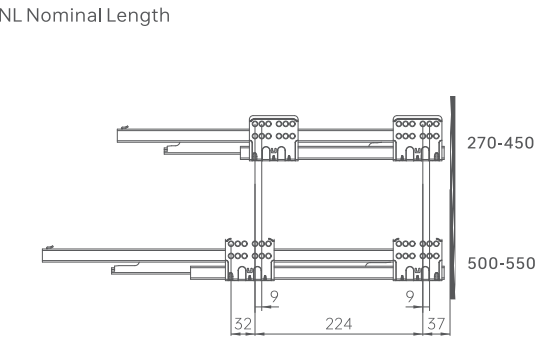
Required Space



### 16mm Thick MDF Cutting Dimensions



### Cabinet Slide Installation Dimensions





Concealed Full Extension  
Full extension Synchronous slide Technology  
40kg Load Capacity, Ultra-Long Lifespan  
3D Adjustment on Drawer Side  
Built-in SCT Stepless Speed Regulation Damping Technology  
Ensures Smooth and Gentle Closing of slide Movement  
Equipped with TOS Push to Open Technology



# IN-BOX

## GH3224

H=224mm

Nominal Length	Soft-Closing Drawer	Standard Components
270mm	GH3224-270(A)	1.Slide(Left/Right)
300mm	GH3224-300(A)	2.Side Panel (Left/Right)
350mm	GH3224-350(A)	3.Round Gallery(left/right)
400mm	GH3224-400(A)	4.Rear Connector (Left/Right)
450mm	GH3224-450(A)	5.Front Connector (Left/Right)
500mm	GH3224-500(A)	6.Quick-Install Front Connector (Left/Right)(Optional)
550mm	GH3224-550(A)	
Note: (A) Colors: Silky White (W), Iron grey (G)		



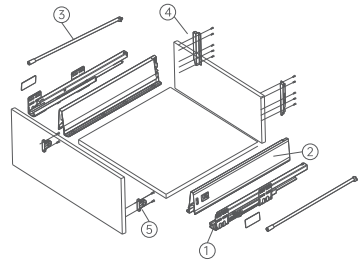
Details QR Code

Slide (Left/Right)/  
Industrial Packaging  
Material: Plain Galvanized Steel

Soft-Closing Slide  
322SL  
Note: SL: Nominal Length  
270/300/350/400/450/500/550mm

Side Panel (Left/Right)/  
Industrial Packaging  
Material: Cold-Rolled Steel

Item Number  
321SL(A)  
Note: SL: Nominal Length 270-550mm  
(A) Colors: Silky White (W), Iron grey (G)



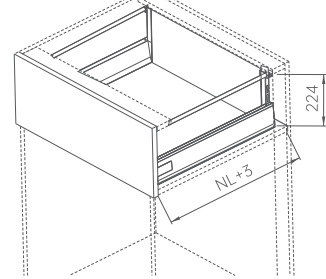
Round Gallery(left/right)/  
Industrial Packaging  
Material: Aluminium Profile

Item Number  
GY320SL(A)  
Note: SL: Nominal Length 270-550mm  
(A) Colors: Silky White (W), Iron grey (G)

Rear Connector (Left/Right)/  
Industrial Packaging  
Material: Cold-Rolled Steel

Item Number  
3224183(A)  
Note: (A) Colors: Silky White (W), Iron grey (G)

Required Space



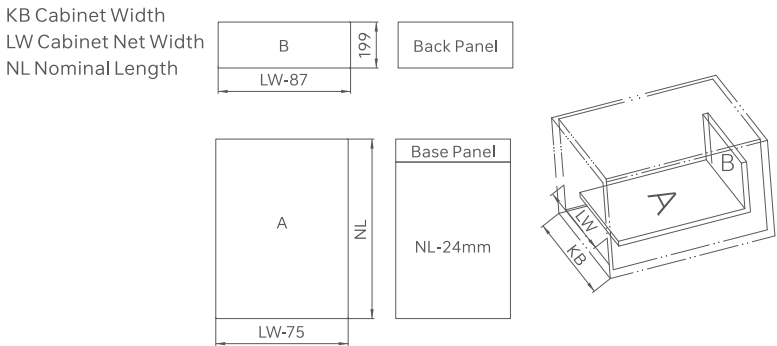
Front Connector (Left/Right) /  
Industrial Packaging  
Material: Plain Galvanized Steel

Item Number  
201001

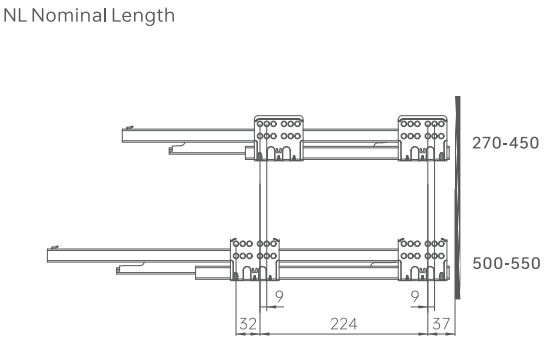
Quick-Install Front Connector  
(Left/Right)/ Industrial Packaging  
Material: Plain Galvanized Steel  
Optional

Item Number  
201002

16mm Thick MDF Cutting Dimensions



Cabinet Slide Installation Dimensions



Concealed Full Extension  
Full extension Synchronous slide Technology  
40kg Load Capacity, Ultra-Long Lifespan  
3D Adjustment on Drawer Side  
Built-in SCT Stepless Speed Regulation Damping Technology  
Ensures Smooth and Gentle Closing of slide Movement  
Equipped with TOS Push to Open Technology



# IN-BOX

## GH3234

H=224mm

Nominal Length	Soft-Closing Drawer	Standard Components
270mm	GH3234-270(A)	1.Slide(Left/Right)
300mm	GH3234-300(A)	2.Side Panel (Left/Right)
350mm	GH3234-350(A)	3.Round Gallery(left/right)
400mm	GH3234-400(A)	4.Rear Connector (Left/Right)
450mm	GH3234-450(A)	5.Front Connector (Left/Right)
500mm	GH3234-500(A)	6.Quick-Install Front Connector (Left/Right)(Optional)
550mm	GH3234-550(A)	
Note: (A) Colors: Silky White (W), Iron grey (G)		



Details QR Code

Slide (Left/Right)/  
Industrial Packaging  
Material: Plain Galvanized Steel

Soft-Closing Slide  
322SL  
  
Note: SL: Nominal Length  
270/300/350/400/450/500/550mm

Side Panel (Left/Right)/  
Industrial Packaging  
Material: Cold-Rolled Steel

Item Number  
321SL(A)  
  
Note: SL: Nominal Length 270-550mm  
(A) Colors: Silky White (W), Iron grey (G)

Round Gallery(left/right)/  
Industrial Packaging  
Material: Aluminium Profile

Item Number  
GY320SL(A)  
  
Note: SL: Nominal Length 270-550mm  
(A) Colors: Silky White (W), Iron grey (G)

Rear Connector (Left/Right)/  
Industrial Packaging  
Material: Cold-Rolled Steel

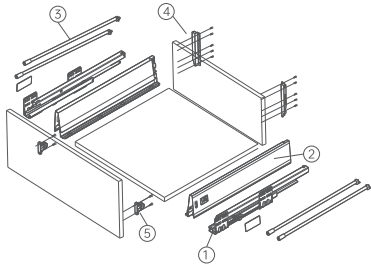
Item Number  
3234183(A)  
  
Note: (A) Colors: Silky White (W), Iron grey (G)

Front Connector (Left/Right) /  
Industrial Packaging  
Material: Plain Galvanized Steel

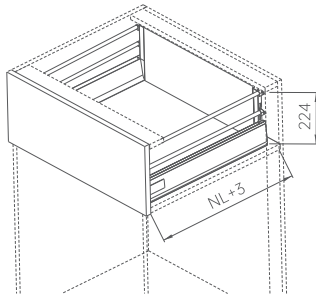
Item Number  
201001

Quick-Install Front Connector  
(Left/Right)/ Industrial Packaging  
Material: Plain Galvanized Steel  
Optional

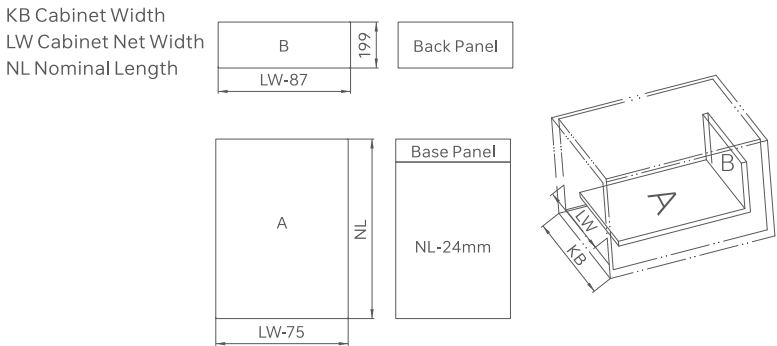
Item Number  
201002



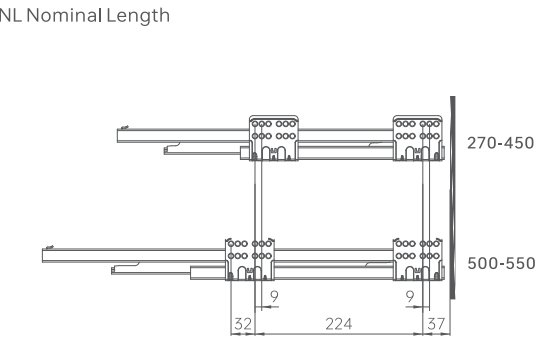
### Required Space



### 16mm Thick MDF Cutting Dimensions



### Cabinet Slide Installation Dimensions





Concealed Full Extension  
Full extension Synchronous slide Technology  
40kg Load Capacity, Ultra-Long Lifespan  
3D Adjustment on Drawer Side  
Built-in SCT Stepless Speed Regulation Damping Technology  
Ensures Smooth and Gentle Closing of slide Movement  
Equipped with TOS Push to Open Technology



# IN-BOX

## GH3243

H=185mm

Nominal Length	Soft-Closing Drawer	Standard Components
350mm	GH3243-350(A)	1.Slide(Left/Right)
400mm	GH3243-400(A)	2.Side Panel (Left/Right)
450mm	GH3243-450(A)	3.Glass Side(L/R)
500mm	GH3243-500(A)	4.Glass Clip(left/right)
550mm	GH3243-550(A)	5.Rear Connector (Left/Right)
		6.Front Connector (Left/Right)
		7.Quick-Install Front Connector (Left/Right)(Optional)

Note: (A) Colors: Silky White (W), Iron grey (G)



Details QR Code

1

Slide (Left/Right) / Industrial Packaging  
Material: Plain Galvanized Steel

Soft-Closing Slide  
322SL  
Note: SL: Nominal Length 270/300/350/400/450/500/550mm

2

Side Panel (Left/Right) / Industrial Packaging  
Material: Cold-Rolled Steel

Item Number  
321SL(A)  
Note: SL: Nominal Length 270-550mm  
(A) Colors: Silky White (W), Iron grey (G)

3

Heightened Glass(left/right) / Industrial Packaging  
Glass type: 8mm Frosted

Item Number  
GB1518SL(A)  
Note: SL: Nominal Length 350/400/450/500/550mm

4

Glass Clip(left/right) / Industrial Packaging  
Material: Plastic

Item Number  
GB1518(A)  
Note: (A) Colors: Silky White (W), Iron grey (G)

5

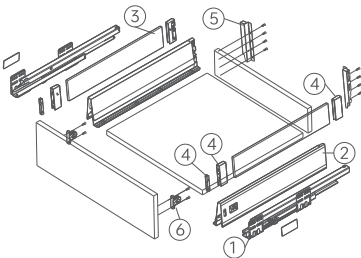
Rear Connector (Left/Right) / Industrial Packaging  
Material: Cold-Rolled Steel

Item Number  
3243151(A)  
Note: (A) Colors: Silky White (W), Iron grey (G)

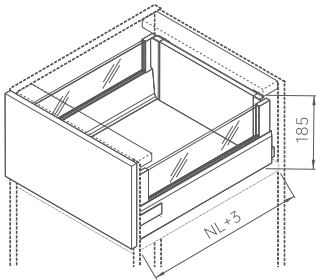
6

Front Connector (Left/Right) Quick-Install Front Connector (Left/Right) Optional

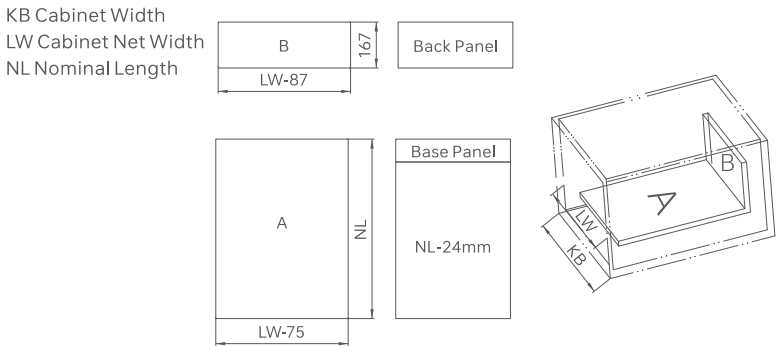
Item Number	Item Number
201001	201002
Material: Plain Galvanized Steel Industrial Packaging	



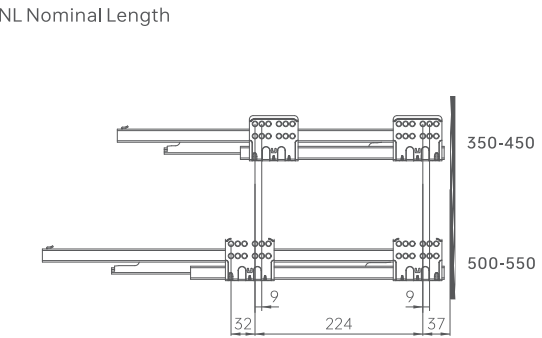
Required Space



### 16mm Thick MDF Cutting Dimensions



### Cabinet Slide Installation Dimensions



Concealed Full Extension  
Full extension Synchronous slide Technology  
40kg Load Capacity, Ultra-Long Lifespan  
3D Adjustment on Drawer Side  
Built-in SCT Stepless Speed Regulation Damping Technology  
Ensures Smooth and Gentle Closing of slide Movement  
Equipped with TOS Push to Open Technology



# IN-BOX

## GH3254

H=224mm

Nominal Length	Soft-Closing Drawer	Standard Components
350mm	GH3254-350(A)	1.Slide(Left/Right)
400mm	GH3254-400(A)	2.Side Panel (Left/Right)
450mm	GH3254-450(A)	3.Glass Side(L/R)
500mm	GH3254-500(A)	4.Glass Clip(left/right)
550mm	GH3254-550(A)	5.Rear Connector (Left/Right)
		6.Front Connector (Left/Right)
		7.Quick-Install Front Connector (Left/Right)(Optional)

Note: (A) Colors: Silky White (W), Iron grey (G)



Details QR Code

Slide (Left/Right) / Industrial Packaging  
Material: Plain Galvanized Steel

Soft-Closing Slide  
322SL  
Note: SL: Nominal Length  
270/300/350/400/450/500/550mm

Side Panel (Left/Right) / Industrial Packaging  
Material: Cold-Rolled Steel

Item Number  
321SL(A)  
Note: SL: Nominal Length 270-550mm  
(A) Colors: Silky White (W), Iron grey (G)

Heightened Glass(left/right) / Industrial Packaging  
Glass type: 8mm Frosted

Item Number  
GB1518SL(A)  
Note: SL: Nominal Length 350/400/450/500/550mm

Glass Clip(left/right) / Industrial Packaging  
Material: Plastic

Item Number  
GB1838(A)  
Note: (A) Colors: Silky White (W), Iron grey (G)

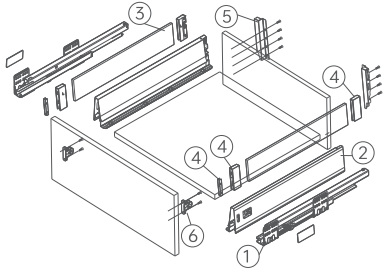
Rear Connector (Left/Right) / Industrial Packaging  
Material: Cold-Rolled Steel

Item Number  
3254183(A)  
Note: (A) Colors: Silky White (W), Iron grey (G)

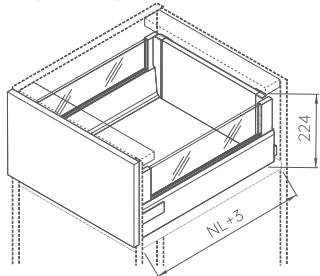
Front Connector (Left/Right) / Industrial Packaging

Quick-Install Front Connector (Left/Right) Optional

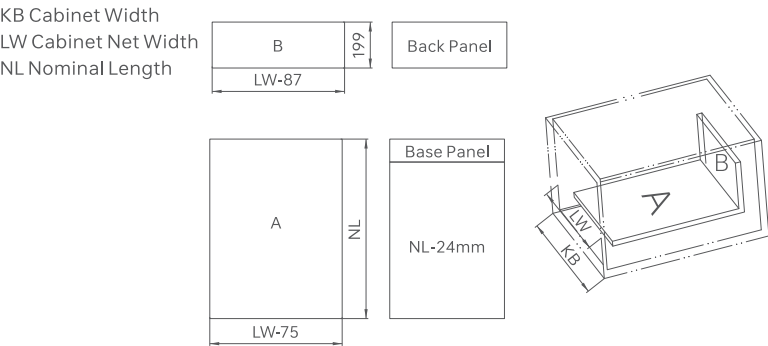
Item Number  
201001  
Item Number  
201002  
Material: Plain Galvanized Steel Industrial Packaging



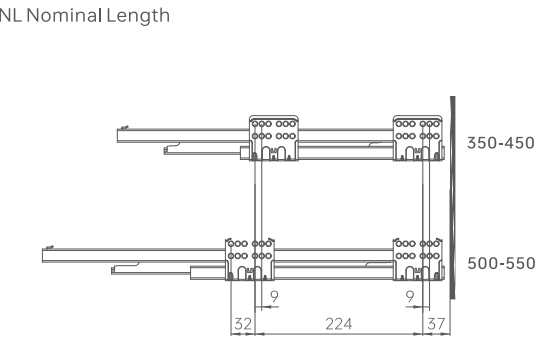
Required Space



### 16mm Thick MDF Cutting Dimensions

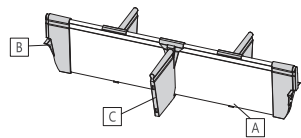



### Cabinet Slide Installation Dimensions








IN-BOX  
IN-BOX Divider series



Details QR Code

	Divider Cabinet Net Width LW-126	
Nominal Length	Silky White	Iron Grey
600mm	GH320600W	GH320600G
800mm	GH320800W	GH320800G
900mm	GH320900W	GH320900G
1000mm	GH321000W	GH321000G
1200mm	GH321200W	GH321200G

	Horizontal Divider connector	
Silky White	Iron Grey	
GH32001W	GH32001G	


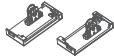
	Vertical Divider	
Silky White	Iron Grey	
GH32002W	GH32002G	



IN-BOX  
Internal Drawer


GH3201 IN-BOX INTERNAL DRAWER H=84MM



	Internal front panel Cabinet Net Width LW-90	
Nominal Length	Silky White	Iron Grey
600mm	GL320600W	GL320600G
1200mm	GL321200W	GL321200G
	Internal Front Connector L/R	
Silky White	Iron Grey	
GH320101W	GH320101G	

GH3203 IN-BOX square rod Internal Drawer H=151MM



	Square Rod Cabinet Net Width LW-92			Internal Front Connector L/R	
Nominal Length	Silky White	Iron Grey	Silky White	Iron Grey	
600mm	GF320600W	GF320600G	GH320301W	GH320301G	
1200mm	GF321200W	GF321200G			
	Internal front panel Cabinet Net Width LW-90				
Nominal Length	Silky White	Iron Grey			
600mm	GL320600W	GL320600G			
1200mm	GL321200W	GL321200G			

GH3204 IN-BOX square rod Internal Drawer H=183MM






	Square Rod Cabinet Net Width LW-92			Internal Front Connector L/R	
Nominal Length	Silky White	Iron Grey	Silky White	Iron Grey	
600mm	GF320600W	GF320600G	GH320401W	GH320401G	
1200mm	GF321200W	GF321200G			

	Internal front panel Cabinet Net Width LW-90				
Nominal Length	Silky White	Iron Grey			
600mm	GL320600W	GL320600G			
1200mm	GL321200W	GL321200G			



GH3243 IN-BOX GLASS INTERNAL DRAWER H=151MM




	Heightened Glass H=88mm Glass Thickness: 8mm		Internal front panel Cabinet Net Width LW-90	
Applicable Cabinet Width	Frosted	Nominal Length	Silky White	Iron Grey
600mm	GB1510480F	600mm	GL320600W	GL320600G
800mm	GB1510680F	1200mm	GL321200W	GL321200G
900mm	GB1510780F			
	Internal Front Connector L/R			
Silky White	Iron Grey			
GH320301W	GH320301G			

GH3254 IN-BOX GLASS INTERNAL DRAWER H=183MM



	Heightened Glass H=88mm Glass Thickness: 8mm		Internal front panel Cabinet Net Width LW-90	
Applicable Cabinet Width	Transparent	Nominal Length	Silky White	Iron Grey
600mm	GB1830480F	600mm	GL320600W	GL320600G
800mm	GB1830680F	1200mm	GL321200W	GL321200G
900mm	GB1830780F			

	Internal Front Connector L/R			
Silky White	Iron Grey			
GH320401W	GH320301G			



Details QR Code

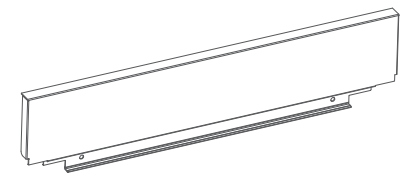




# IN-BOX

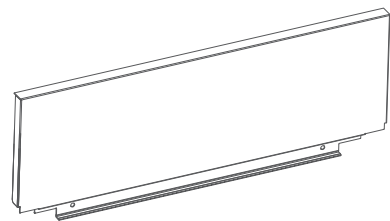
## IN-BOX Steel back panel

GH3201 H84MM STEEL BACK PANEL



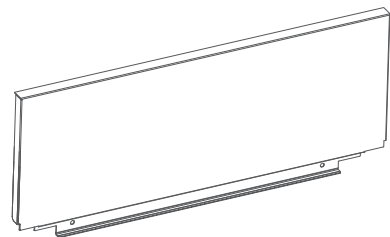
Cabinet Width	Silky White	Iron Grey
300	GH32010230W	GH32010230G
400	GH32010330W	GH32010330G
500	GH32010430W	GH32010430G
600	GH32010530W	GH32010530G
700	GH32010630W	GH32010630G
800	GH32010730W	GH32010730G
1000	GH32010930W	GH32010930G
1200	GH32011030W	GH32011030G

GH3203 H167MM STEEL BACK PANEL

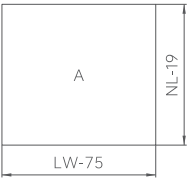
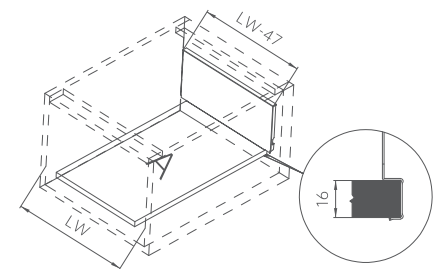


Cabinet Width	Silky White	Iron Grey
300	GH32030230W	GH32030230G
400	GH32030330W	GH32030330G
500	GH32030430W	GH32030430G
600	GH32030530W	GH32030530G
700	GH32030630W	GH32030630G
800	GH32030730W	GH32030730G
1000	GH32030930W	GH32030930G
1200	GH32031030W	GH32031030G

GH3204 H199MM STEEL BACK PANEL



Cabinet Width	Silky White	Iron Grey
300	GH32040230W	GH32040230G
400	GH32040330W	GH32040330G
500	GH32040430W	GH32040430G
600	GH32040530W	GH32040530G
700	GH32040630W	GH32040630G
800	GH32040730W	GH32040730G
1000	GH32040930W	GH32040930G
1200	GH32041030W	GH32041030G



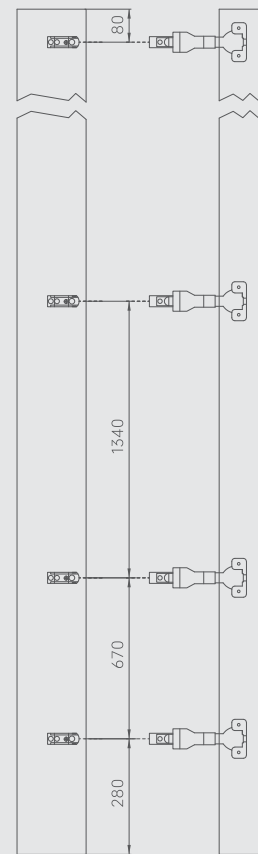
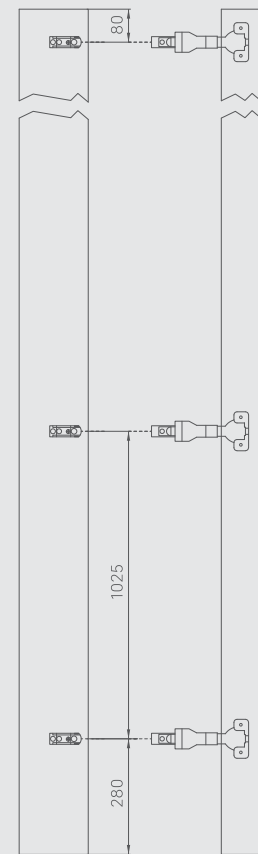
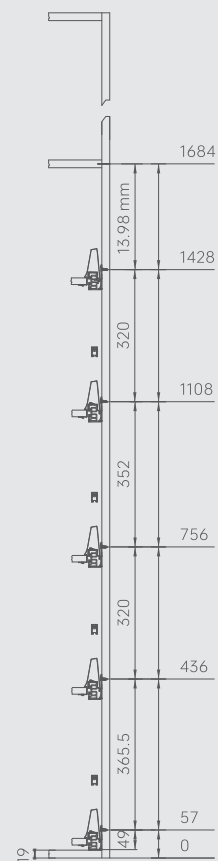
Order Information:  
LW: Cabinet Net Width  
Base panel length=Nominal Length-19mm  
Back panel length=Cabinet Net Width(LW)-47 +/-0.5  
LW Cabinet Net Width  
NL Nominal Length



# IN-BOX

## Tall Cabinet Application

Installation Position Inside Cabinet    Drilling Dimensions - Front Panel    Drilling Dimensions - Front Panel



### Description

Bring the pantry "into" the kitchen  
Multi-level vertical compartments each layer can be independently pulled out,maximizing storage space utilization;Full-extension design all items are fully visible and easily accessible from three directions Flexible interior structure ensures organized and logical placement for every type of food item;Customization width, height, and depth adjustments to accommodate diverse storage needs.

### Product Information

#### Recommended Internal Drawer Applications:

GH3201 IN-BOX Internal Drawer H=84mm

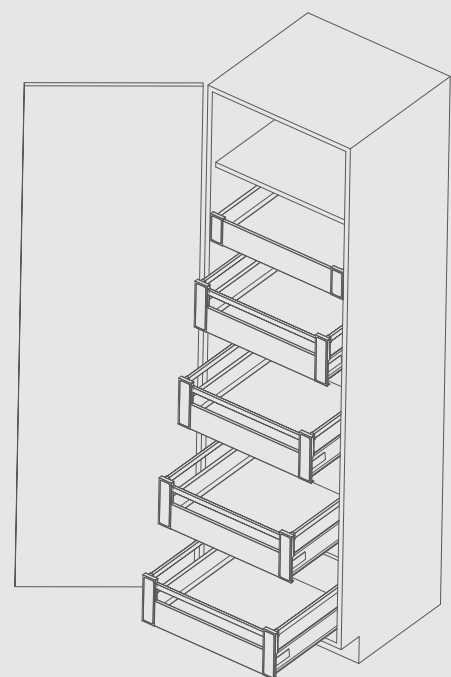
GH3203 IN-BOX square rod Internal Drawer H=151mm

#### Recommended Glass Internal Drawer Applications:

GH3243 IN-BOX Glass Internal Drawer H=151mm

#### Recommended Hinge Application:

GT165 Soft-Close Hinge



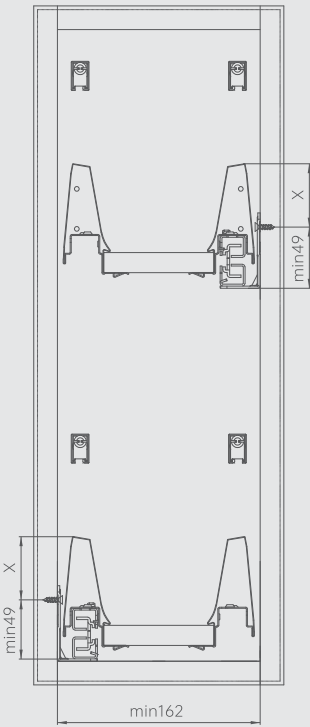




# IN-BOX

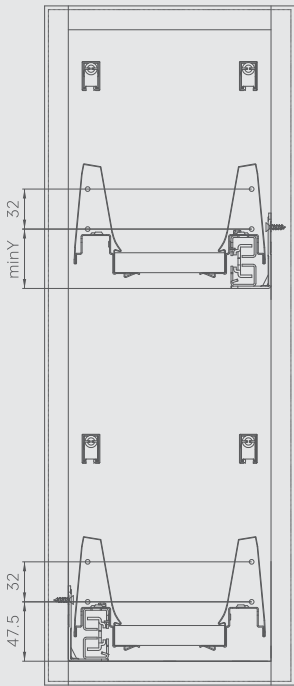
## Narrow Cabinet Application

Space Requirements Inside Cabinet



Installation Height	X(mm)
M	110
K	151
B	198
D	233

Drilling Dimensions - Front Panel



Installation Height	Low Drawer Side Panel Height	Y(mm)
M	M	47.5
K	K	47.5
B	B	47.5
D	D	47.5

### Product Information

#### Recommended Drawer Applications:

- GH3201 IN-BOX Drawer H=84mm
- GH3202 IN-BOX Drawer H=135mm
- GH3203 IN-BOX Drawer H=167mm
- GH3204 IN-BOX Drawer H=199mm

#### Recommended Glass Drawer Applications:

- GH3243 IN-BOX Glass Drawer H=167mm
- GH3244 IN-BOX Glass Drawer H=199mm

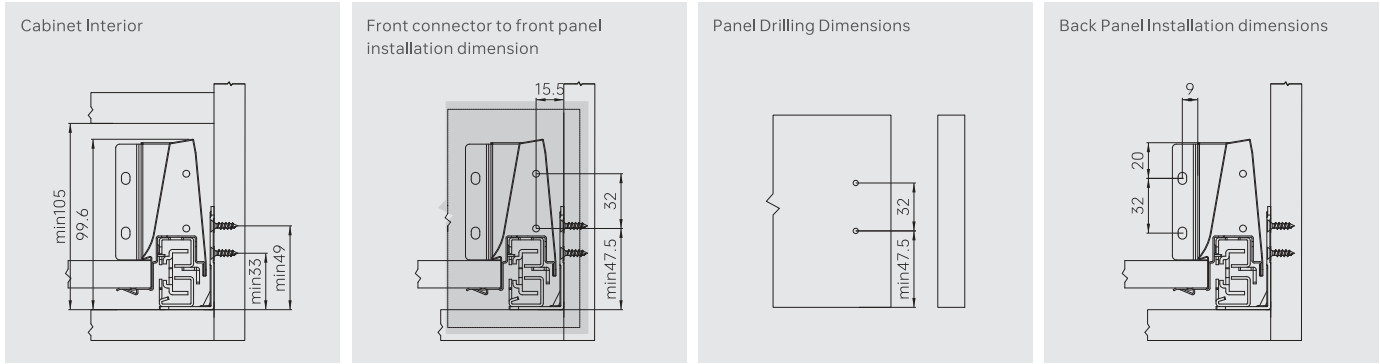
### Description

- Utilize every inch of space, even narrow gaps.
- Create flexible storage for bottles, cutting boards, baking trays, etc.
- Full-extension drawers enable effortless access.
- Diagonal rails ensure high stability.
- Suitable for cabinets over 200mm wide.
- Load capacity up to 40KG.

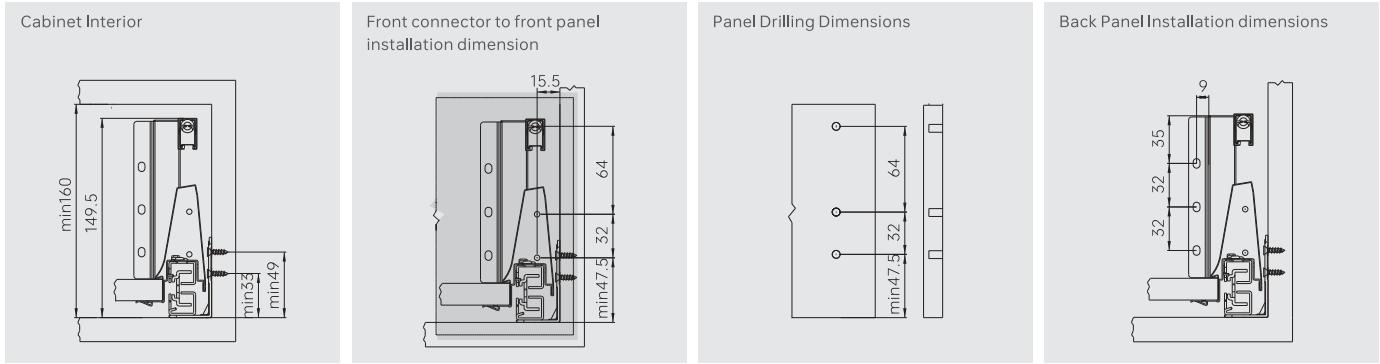
# IN-BOX

## Installation Diagram

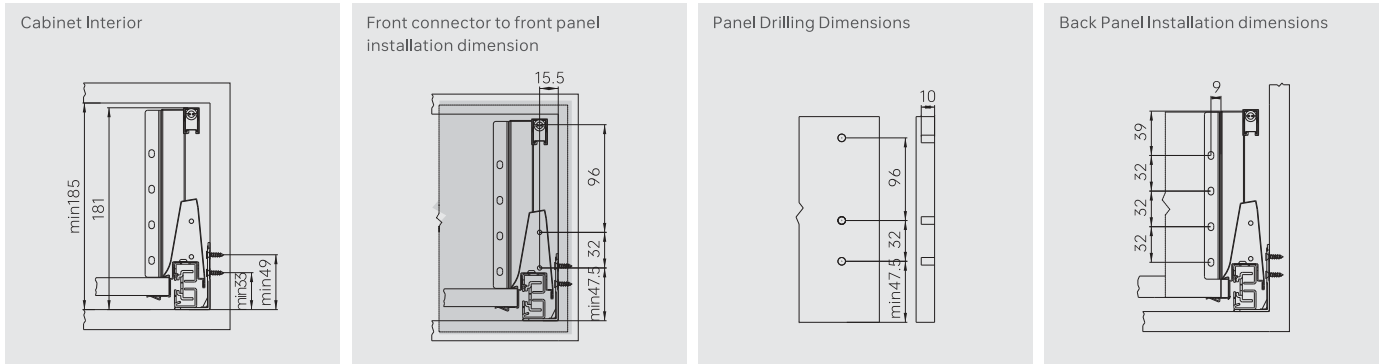
### H=84mm Product Installation Dimensions



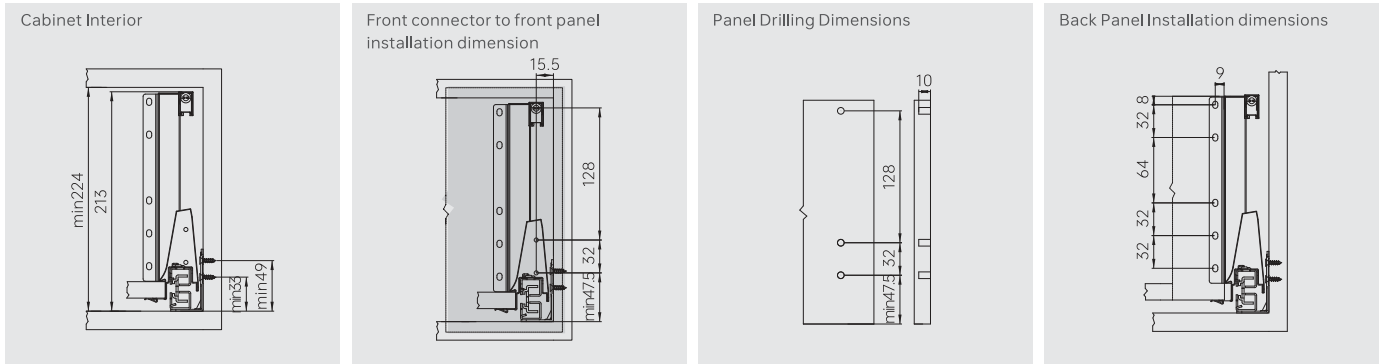
### H=135mm Product Installation Dimensions



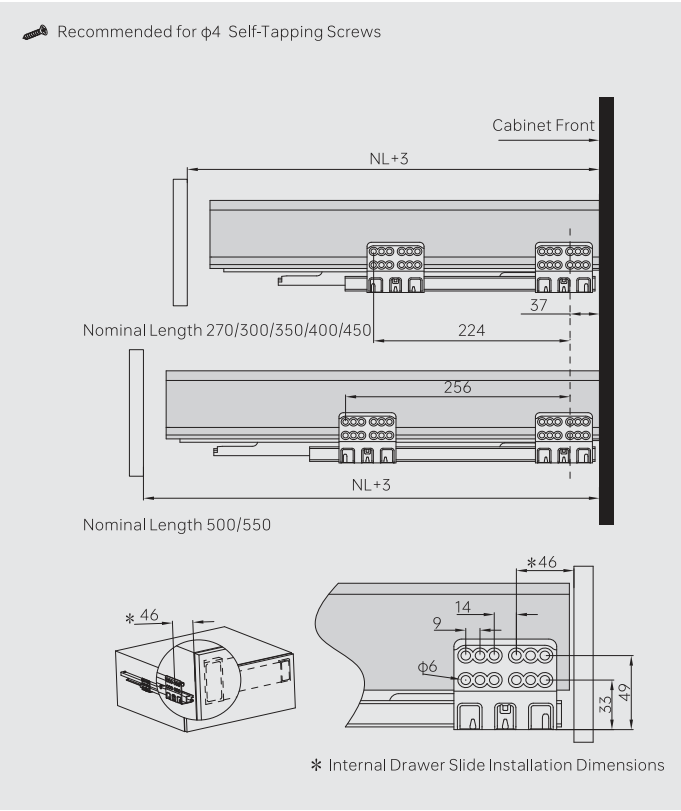
### H=167mm Product Installation Dimensions



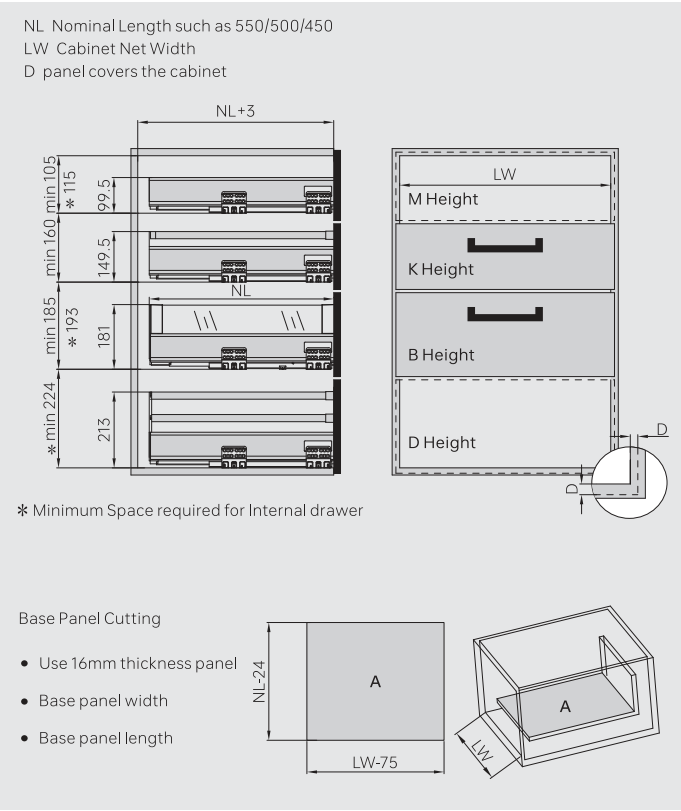
### H=199mm Product Installation Dimensions



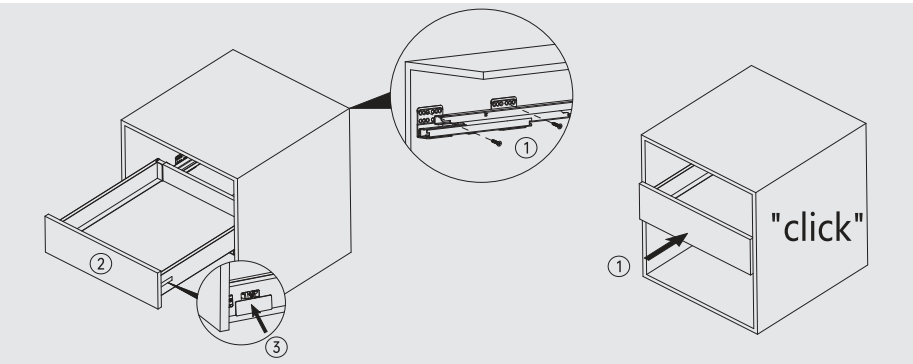
### Slide Installation Dimensions



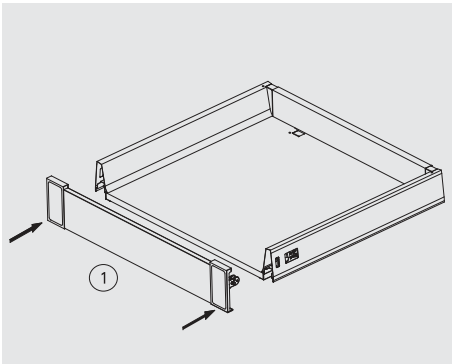
### Cabinet Interior



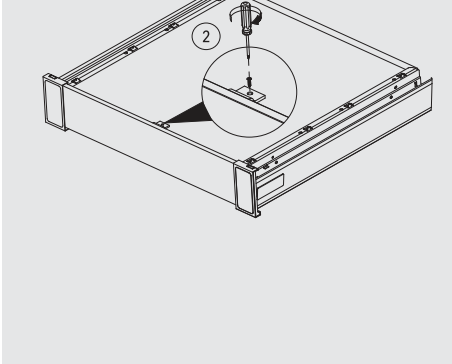
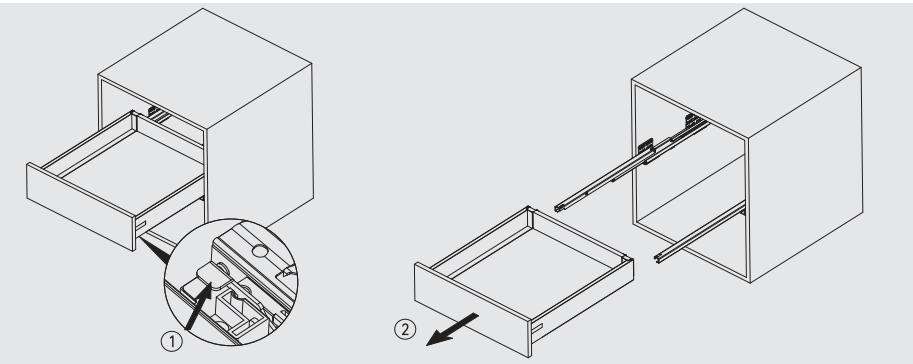
### Drawer Installation



### Internal Front Panel Installation



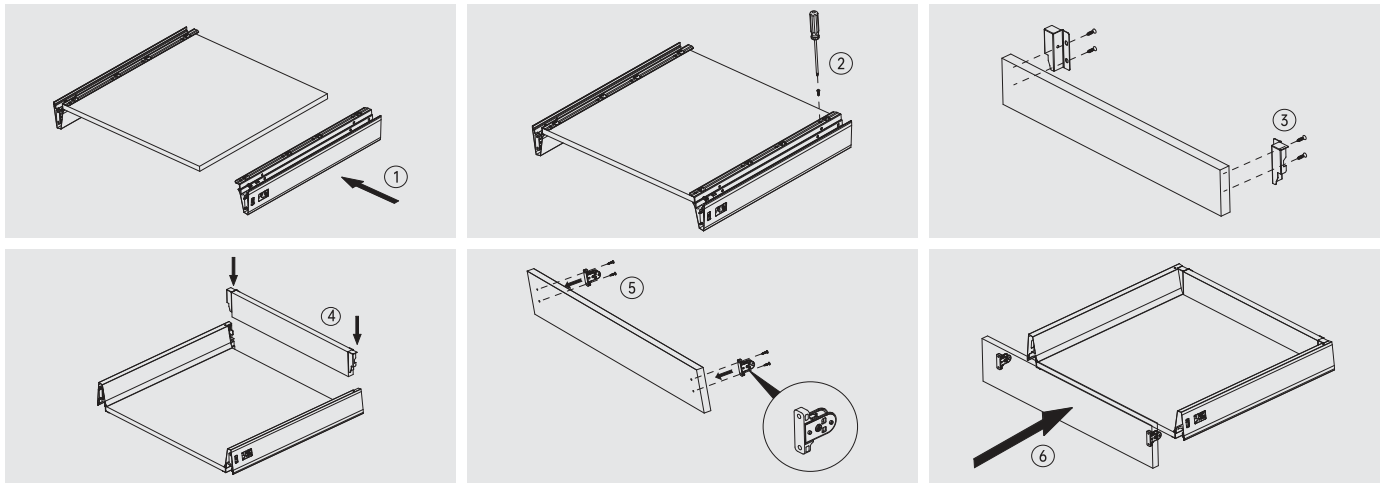
### Drawer Disassembly



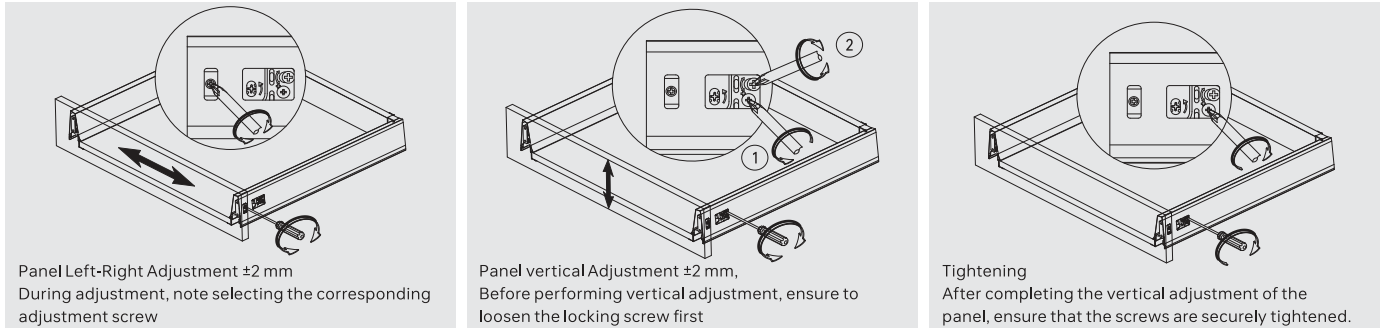


IN-BOX  
Installation Diagram

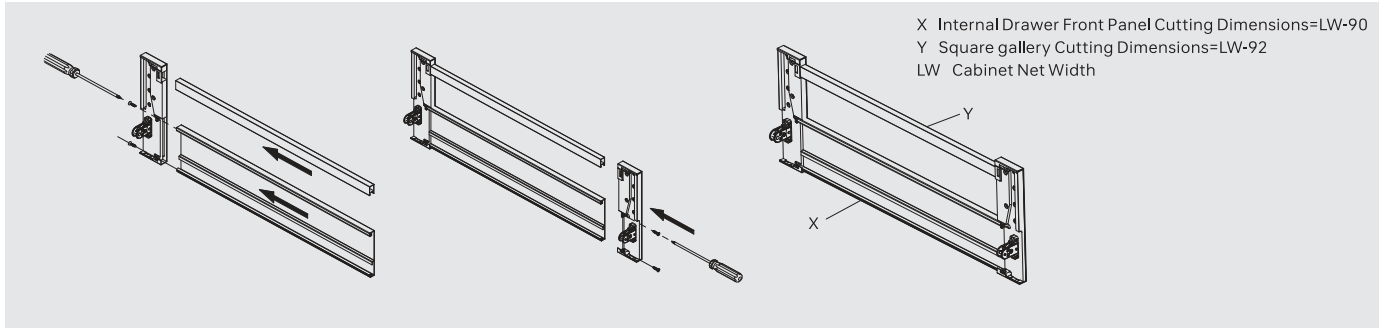
Drawer Installation



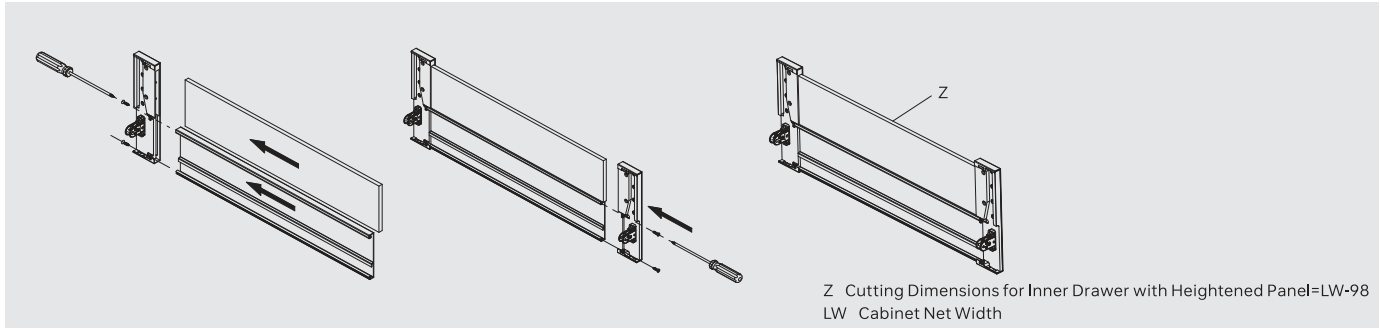
Adjustment



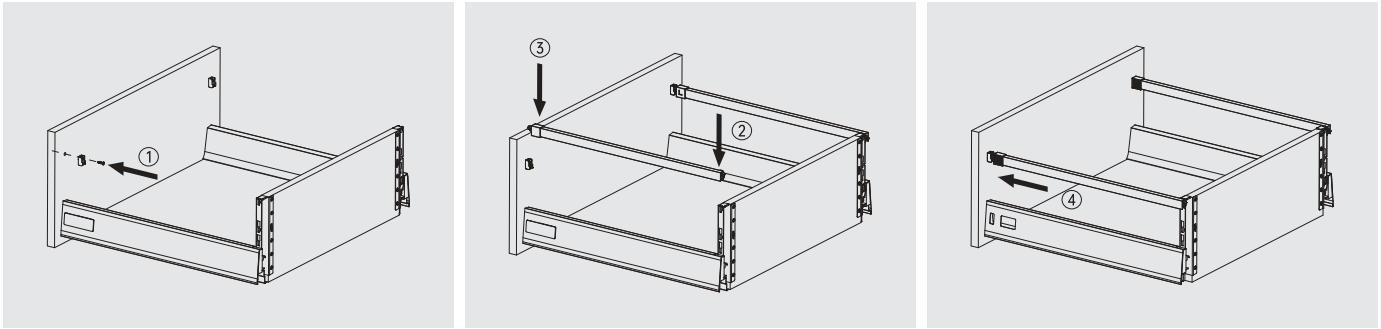
Assembly of High Inner Drawer with square Rod



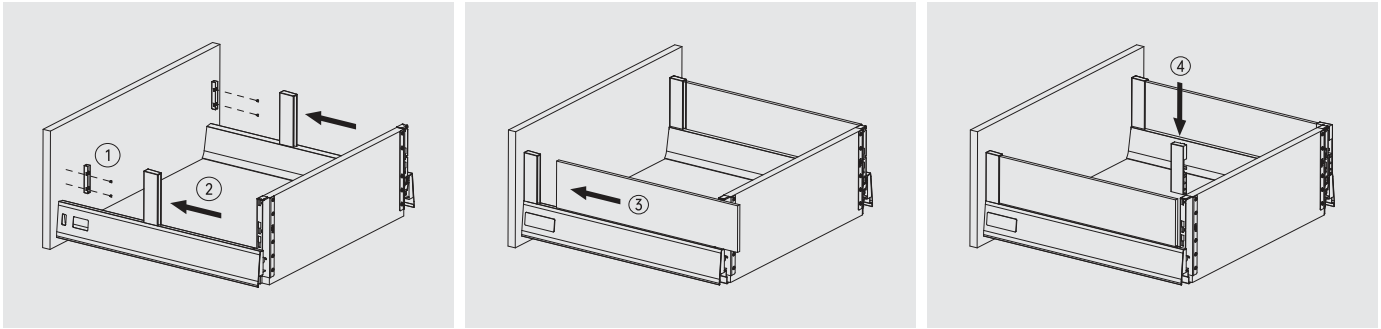
Assembly of High Inner Drawer with square Rod



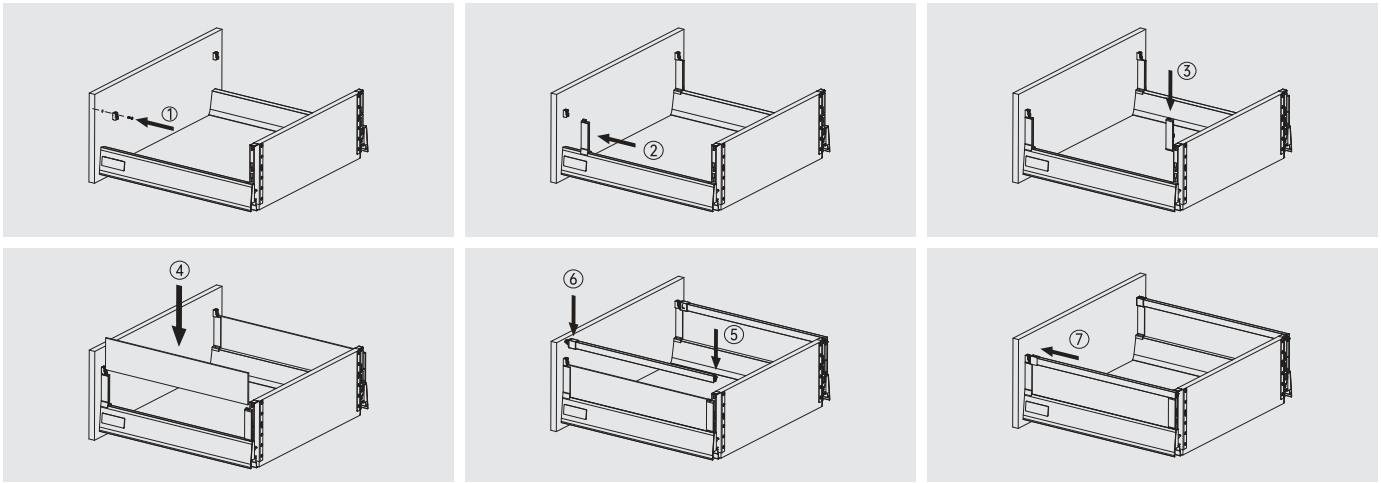
Square Rod Installation same with Round



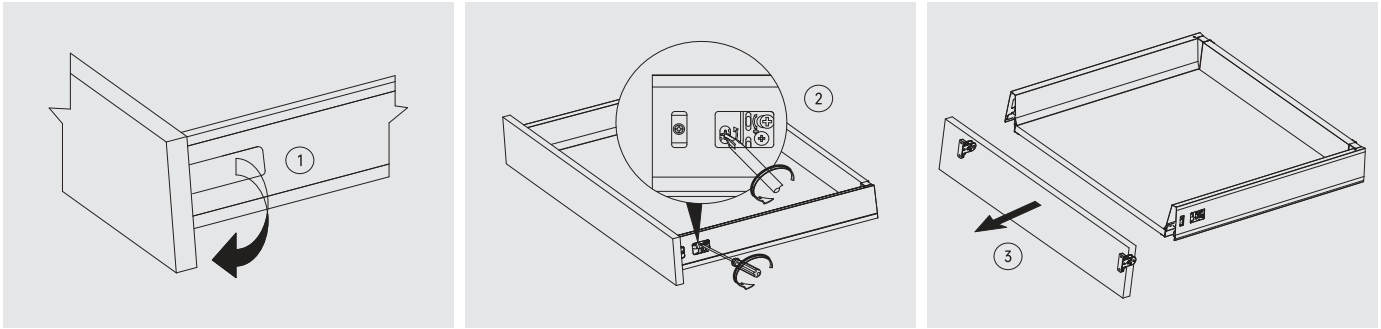
Installation of Glass Side Panels



Installation of Square Rod with Glass Side Panels



Panel Disassembly



# SMT-BOX



Push and pull  
Conceal life's edges

Drawers are everyone's secret garden,  
Hiding untold secrets and dreams within.  
Maybe an unfinished novel,  
Or a blueprint of tomorrow sketched in ink,  
Perhaps a letter addressed to time's horizon -  
All quietly bloom in this serene garden,  
Where silent blossoms never fade.





Concealed Full Extension  
Full extension Synchronous slide Technology  
40kg Load Capacity, Ultra-Long Lifespan  
3D Adjustment on Drawer Side  
Built-in SCT Stepless Speed Regulation Damping Technology  
Ensures Smooth and Gentle Closing of slide Movement  
Optional for 65kg slide.

SCT

Soft Closing

TOS

Push to Open

40KG

Maximum Load Capacity

70 M

Side Panel Height

3D

Adjustment



# SMT-BOX

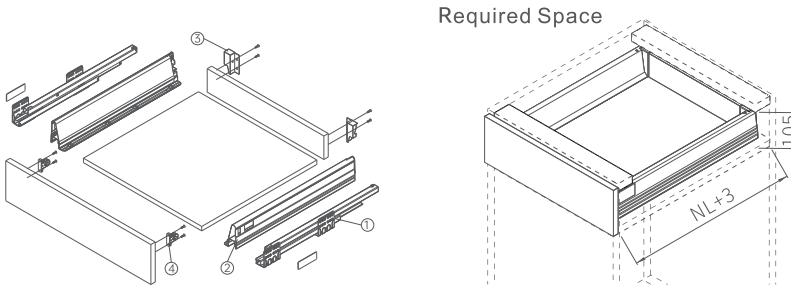
## GR201



H=105mm



Nominal Length	Soft-Closing Drawer	Standard Components
270mm	GR201-270	1.Slide(Left/Right)
300mm	GR201-300	2.Side Panel (Left/Right)
350mm	GR201-350	3.Rear Connector (Left/Right)
400mm	GR201-400	4.Front Connector (Left/Right)
450mm	GR201-450	5.Quick-Install Front Connector (Left/Right) (Optional)
500mm	GR201-500	
550mm	GR201-550	
Note: Colors: Silver		




QR Code for Details

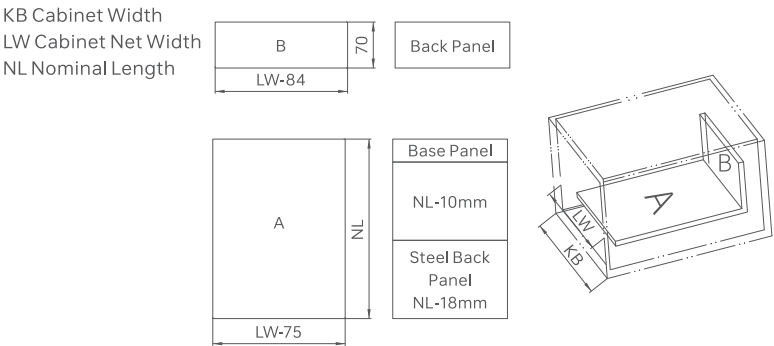


<div>1</div> <div></div> <div>Slide(Left/Right) / Industrial Packaging Material: Plain Galvanized Steel</div>	<div>2</div> <div></div> <div>Side Panel (Left/Right) / Industrial Packaging Material: Cold-Rolled Steel</div>
Soft-Closing Slide(40KG Load)	Soft-Closing Slide(65KG Load)
322SL	323SL
Note: SL: Nominal Length 270/300/350/400/450/500/550mm SL(65KG Load): Nominal Length 450/500/550mm	

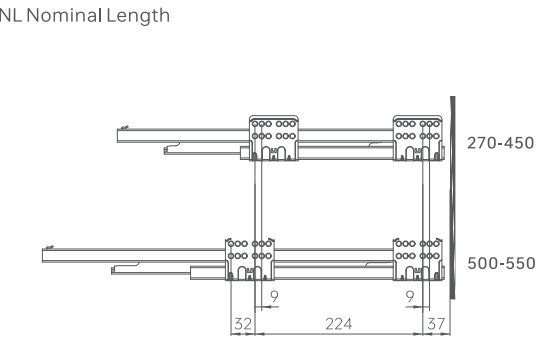
<div>3</div> <div></div> <div>Rear Connector (Left/Right)/ Industrial Packaging Material: Cold-Rolled Steel</div>	<div>4</div> <div></div> <div>Front Connector (Left/Right) / Industrial Packaging Material: Plain Galvanized Steel</div>
Item Number	Item Number
201070	201001

<div>4</div> <div></div> <div>Quick-Install Front Connector (Left/Right) /Industrial Packaging Material: Plain Galvanized Steel Optional</div>
Item Number
320001

### 16mm Thick MDF Cutting Dimensions



### Cabinet Slide Installation Dimensions



Concealed Full Extension  
Full extension Synchronous slide Technology  
40kg Load Capacity, Ultra-Long Lifespan  
3D Adjustment on Drawer Side  
Built-in SCT Stepless Speed Regulation Damping Technology  
Ensures Smooth and Gentle Closing of slide Movement  
Optional for 65kg slide.



# SMT-BOX GR202

H=185mm

Nominal Length	Soft-Closing Drawer	Standard Components
270mm	GR202-270	1.Slide(Left/Right)
300mm	GR202-300	2.Side Panel (Left/Right)
350mm	GR202-350	3.Round Gallery(left/right)
400mm	GR202-400	4.Rear Connector (Left/Right)
450mm	GR202-450	5.Front Connector (Left/Right)
500mm	GR202-500	6.Quick-Install Front Connector (Left/Right) (Optional)
550mm	GR202-550	
Note: Colors: Silver		



QR Code for Details

1

Slide(Left/Right) / Industrial Packaging  
Material: Plain Galvanized Steel

Soft-Closing Slide

322SL

Note: SL: Nominal Length 270/300/350/400/450/500/550mm

2

Side Panel (Left/Right) / Industrial Packaging  
Material: Cold-Rolled Steel

Item Number

2011SL

Note: SL: Nominal Length 270/300/350/400/450/500/550mm  
Colors: Silver

4

Rear Connector (Left/Right)/ Industrial Packaging  
Material: Cold-Rolled Steel

Item Number

202145

5

Front Connector (Left/Right) / Industrial Packaging  
Material: Plain Galvanized Steel

Item Number

201001

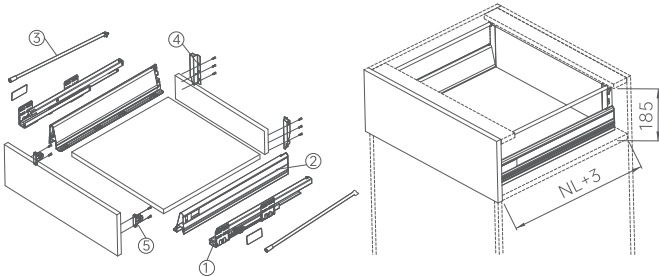
5

Quick-Install Front Connector (Left/Right) /Industrial Packaging  
Material: Plain Galvanized Steel  
Optional

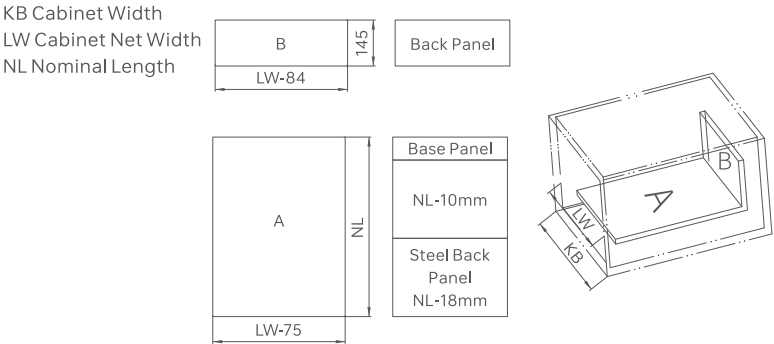
Item Number

320001

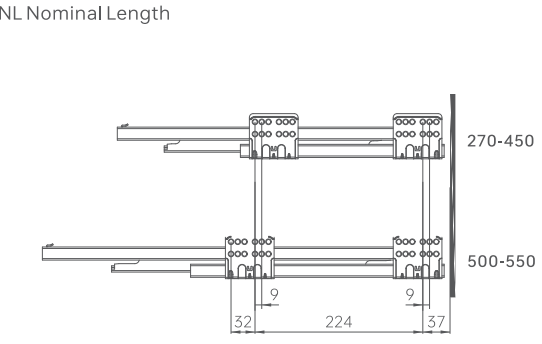
## Required Space



## 16mm Thick MDF Cutting Dimensions



## Cabinet Slide Installation Dimensions





Concealed Full Extension  
Full extension Synchronous slide Technology  
40kg Load Capacity, Ultra-Long Lifespan  
3D Adjustment on Drawer Side  
Built-in SCT Stepless Speed Regulation Damping Technology  
Ensures Smooth and Gentle Closing of slide Movement  
Optional for 65kg slide.



## SMT-BOX 灵动抽屉系列







### GR203

H=224mm

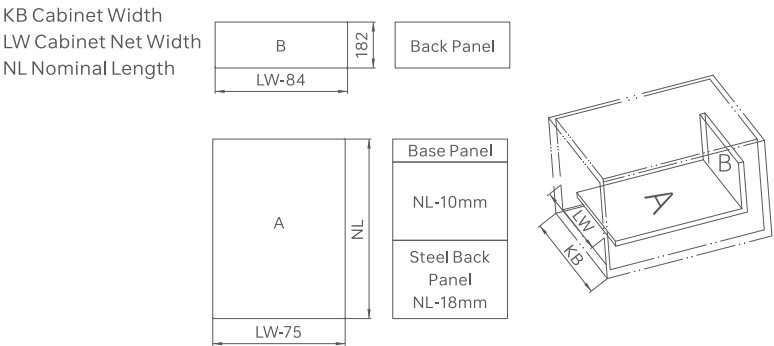
Nominal Length	Soft-Closing Drawer	Standard Components
270mm	GR203-270	1.Slide(Left/Right)
300mm	GR203-300	2.Side Panel (Left/Right)
350mm	GR203-350	3.Round Gallery(left/right)
400mm	GR203-400	4.Rear Connector (Left/Right)
450mm	GR203-450	5.Front Connector (Left/Right)
500mm	GR203-500	6.Quick-Install Front Connector (Left/Right) (Optional)
550mm	GR203-550	
Note: Colors: Silver		



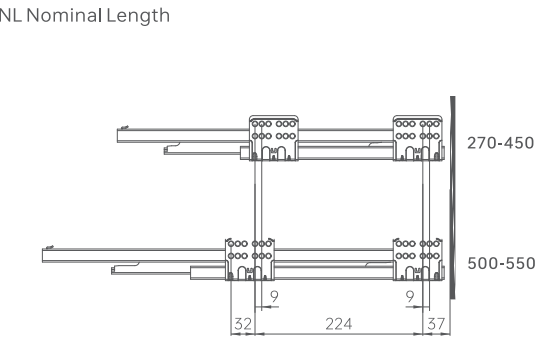
QR Code for Details

Required Space		
<div>1</div> <div></div> <div>Slide(Left/Right) / Industrial Packaging Material: Plain Galvanized Steel</div>	<div>2</div> <div></div> <div>Side Panel (Left/Right) / Industrial Packaging Material: Cold-Rolled Steel</div>	<div>3</div> <div></div> <div>Round Gallery(left/right) / Industrial Packaging Material: Aluminium Profile</div>
<div>Soft-Closing Slide</div> <div>322SL</div> <div>Note: SL: Nominal Length 270/300/350/400/450/500/550mm</div>	<div>Item Number</div> <div>2011SL</div> <div>Note: SL: Nominal Length 270/300/350/400/450/500/550mm Colors: Silver</div>	<div>Item Number</div> <div>2017SL</div> <div>Note: SL: Nominal Length 270/300/350/400/450/500/550mm Colors: Silver</div>
<div>4</div> <div></div> <div>Rear Connector (Left/Right)/ Industrial Packaging Material: Cold-Rolled Steel</div>	<div>5</div> <div></div> <div>Front Connector (Left/Right) / Industrial Packaging Material: Plain Galvanized Steel</div>	<div>5</div> <div></div> <div>Quick-Install Front Connector (Left/Right) / Industrial Packaging Material: Plain Galvanized Steel Optional</div>
<div>Item Number</div> <div>203182</div>	<div>Item Number</div> <div>201001</div>	<div>Item Number</div> <div>320001</div>

#### 16mm Thick MDF Cutting Dimensions



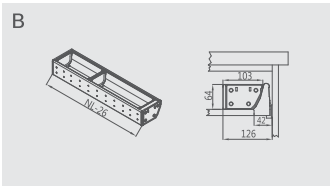
#### Cabinet Slide Installation Dimensions



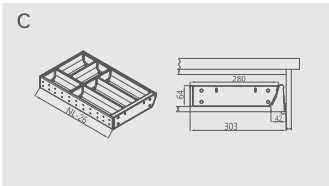
SMT-BOX  
Divider Series



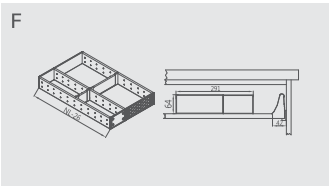
Stainless Steel Cutlery Tray:  
Built for long-term use and dish washer-safe cleaning.  
Adjustable interior compartments for flexible organization.  
Adaptable to various cabinet widths, even in specialized setups.  
Ideal for low drawers.  
Features a sleek, minimalist design with enduring durability.  
Crafted from premium imported 304 stainless steel.



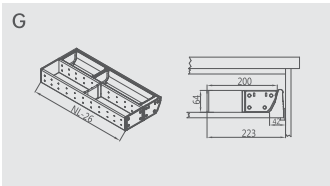
Nominal Length	Item Number
400	GRB400B
450	GRB450B
500	GRB500B
550	GRB550B



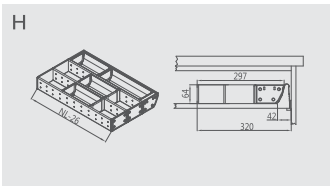
Nominal Length	Item Number
400	GRB400C
450	GRB450C
500	GRB500C
550	GRB550C



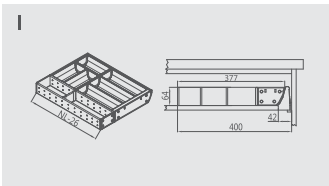
Nominal Length	Item Number
400	GRB400F
450	GRB450F
500	GRB500F
550	GRB550F



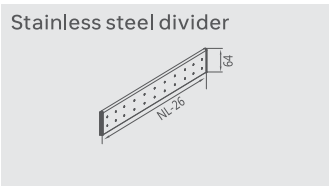
Nominal Length	Item Number
400	GRB400G
450	GRB450G
500	GRB500G
550	GRB550G



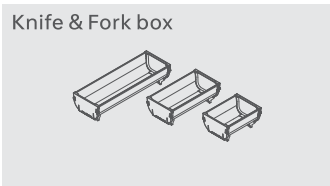
Nominal Length	Item Number
400	GRB400H
450	GRB450H
500	GRB500H
550	GRB550H



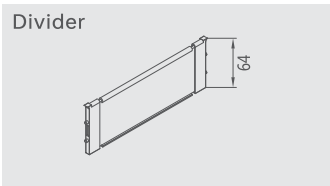
Nominal Length	Item Number
400	GRB400I
450	GRB450I
500	GRB500I
550	GRB550I



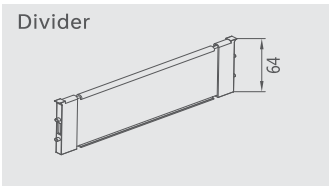
Nominal Length	Item Number
400	GRB070H-400
450	GRB070H-450
500	GRB070H-500
550	GRB070H-550



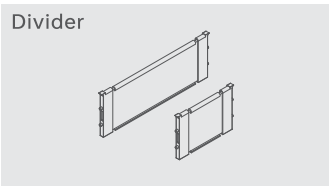
Nominal Length	Item Number
88×88	GRB010S
88×176	GRB020S
88×264	GRB030S



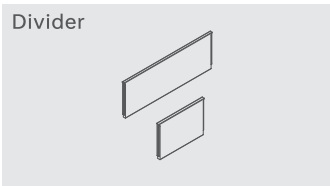
Specifications	Item Number
122-150	GRB011Q
Applicable with LW600-800 drawer connection	



Specifications	Item Number
242-270	GRB012Q
Applicable with LW900 drawer connection	



Specifications	Item Number
88×64	GRB050Q
176×64	GRB060Q



Specifications	Item Number
88×64	GRB080Q
176×64	GRB090Q



Nominal Length	Item Number
400	1×GRB400B
450	1×GRB450B
500	1×GRB500B
550	1×GRB550B



Nominal Length	Item Number
400	2×GRB400B
450	2×GRB450B
500	2×GRB500B
550	2×GRB550B



Nominal Length	Item Number
400	1×GRB400C
450	1×GRB450C
500	1×GRB500C
550	1×GRB550C



Nominal Length	Item Number
400	1×GRB400C+1×GRB400B
450	1×GRB450C+1×GRB450B
500	1×GRB500C+1×GRB500B
550	1×GRB550C+1×GRB550B



Nominal Length	Item Number
400	1×GRB400C+1×GRB400G
450	1×GRB450C+1×GRB450G
500	1×GRB500C+1×GRB500G
550	1×GRB550C+1×GRB550G



Nominal Length	Item Number
400	2×GRB400C
450	2×GRB450C
500	2×GRB500C
550	2×GRB550C



Nominal Length	Item Number
400	1×GRB400I+1×GRB400C
450	1×GRB450I+1×GRB450C
500	1×GRB500I+1×GRB500C
550	1×GRB550I+1×GRB550C



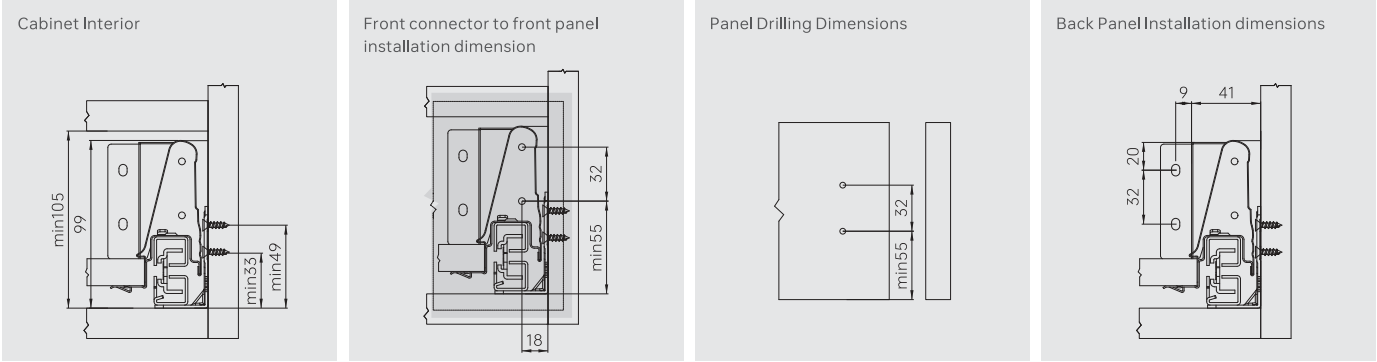
Nominal Length	Item Number
400	2×GRB400C+1×GRB400F
450	2×GRB450C+1×GRB450F
500	2×GRB500C+1×GRB500F
550	2×GRB550C+1×GRB550F



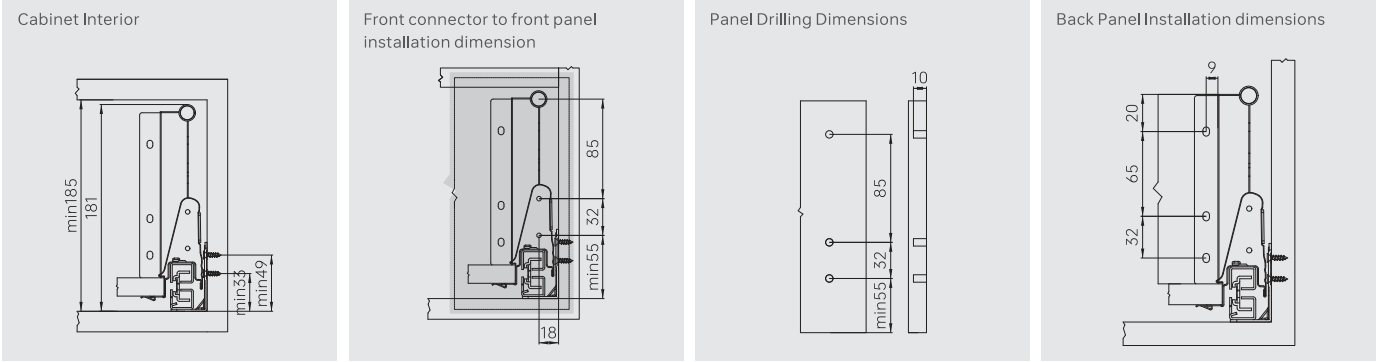
# SMT-BOX

## Installation Diagram

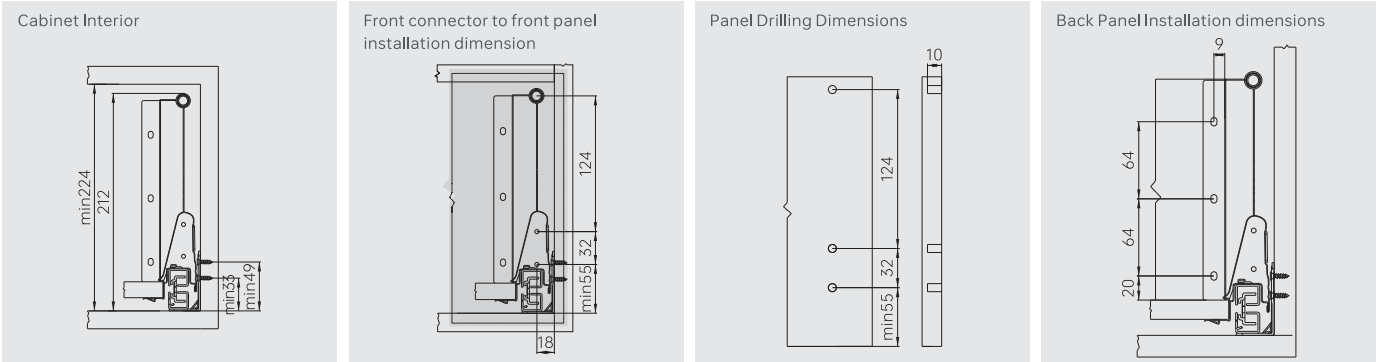
H=70mm Product Installation Dimensions



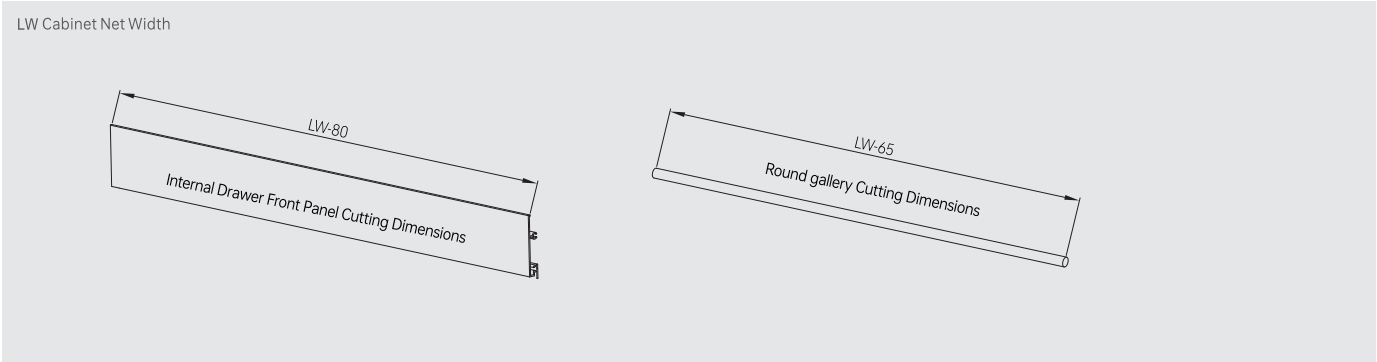
H=145mm Product Installation Dimensions



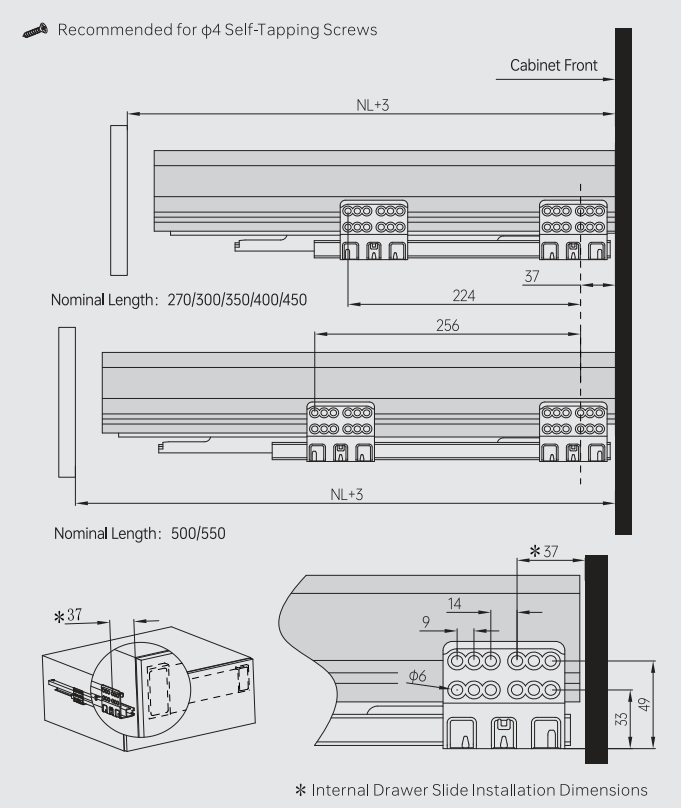
H=182mm Product Installation Dimensions



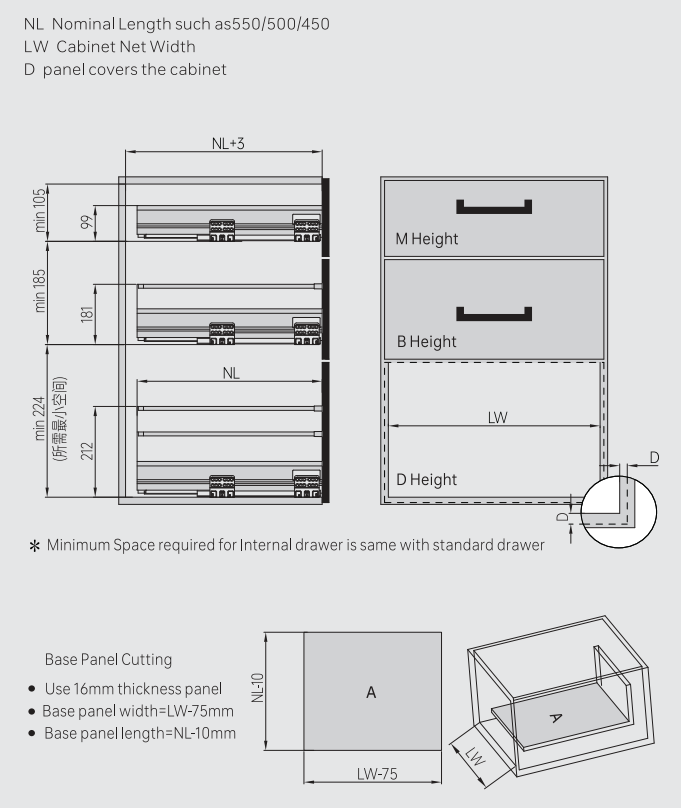
### Components cutting



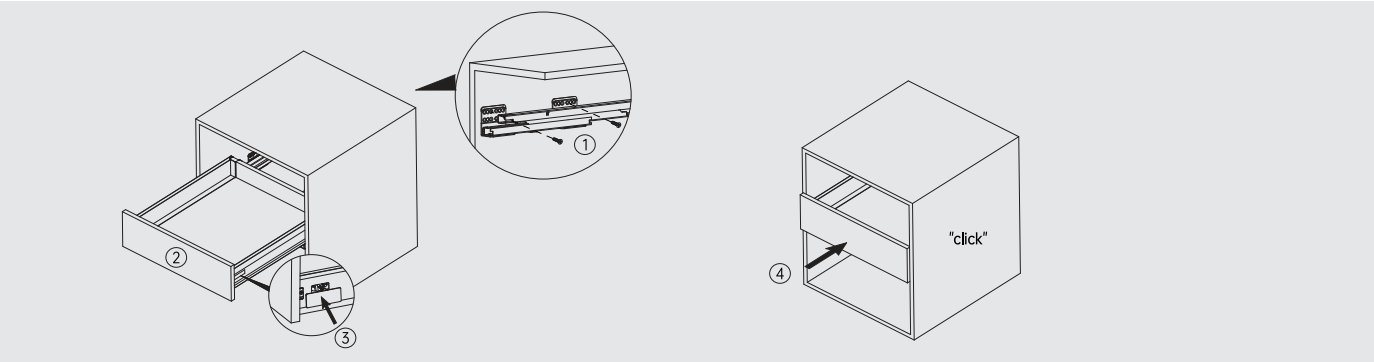
Slide Installation Dimensions



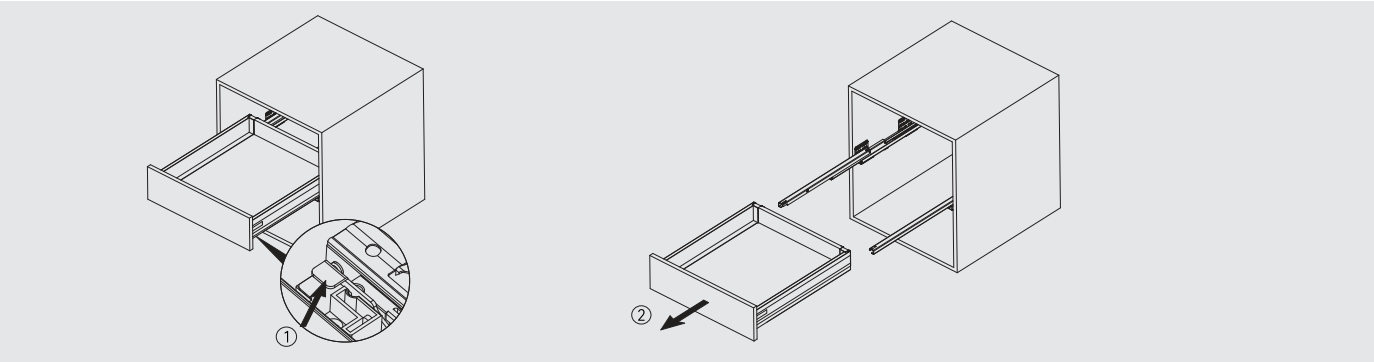
Cabinet Interior



Drawer Installation



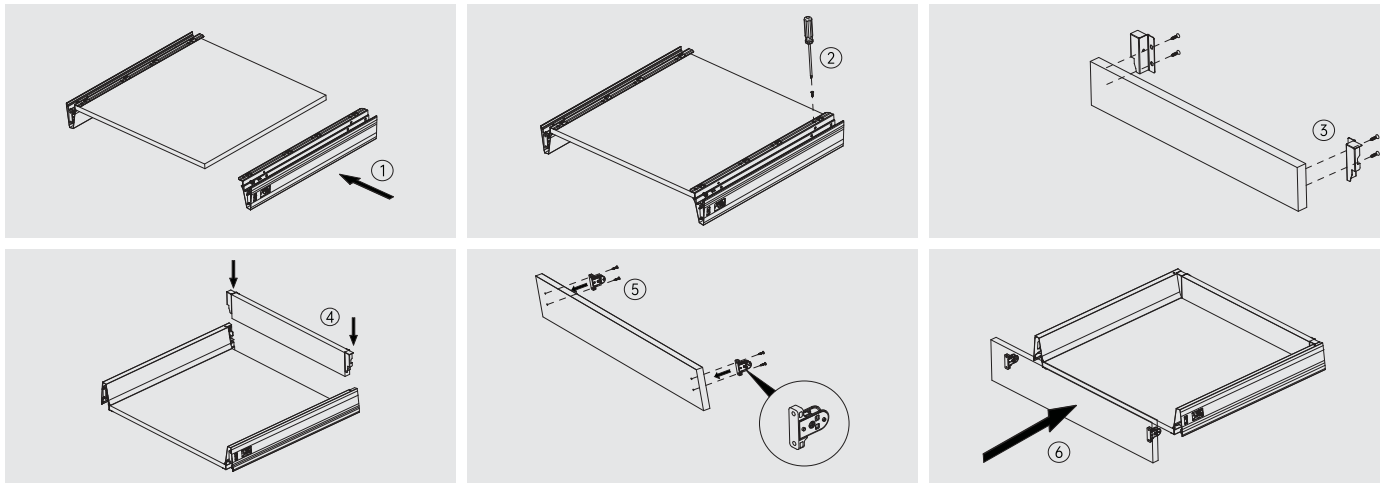
Drawer Disassembly



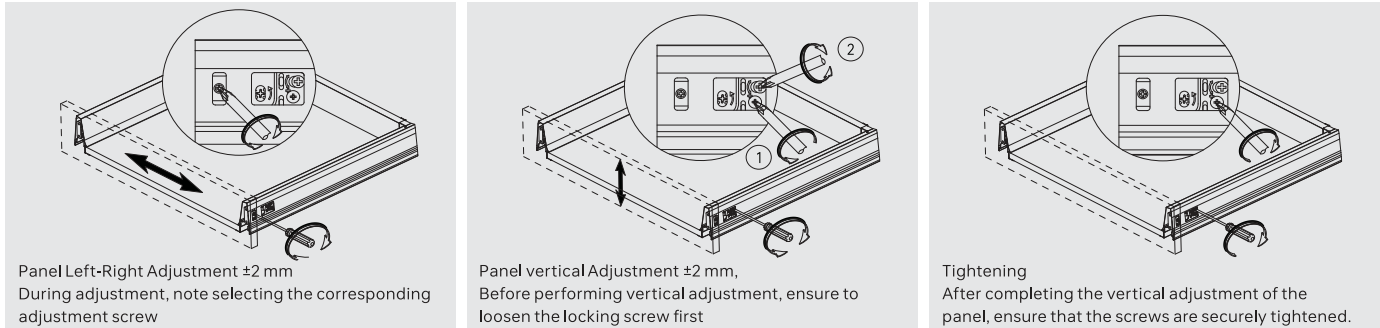
# SMT-BOX

## Installation Diagram

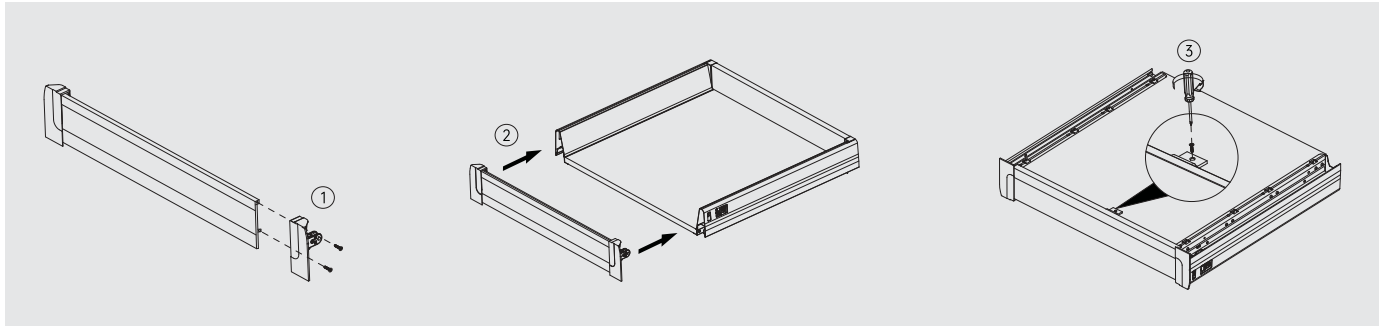
### Drawer Installation



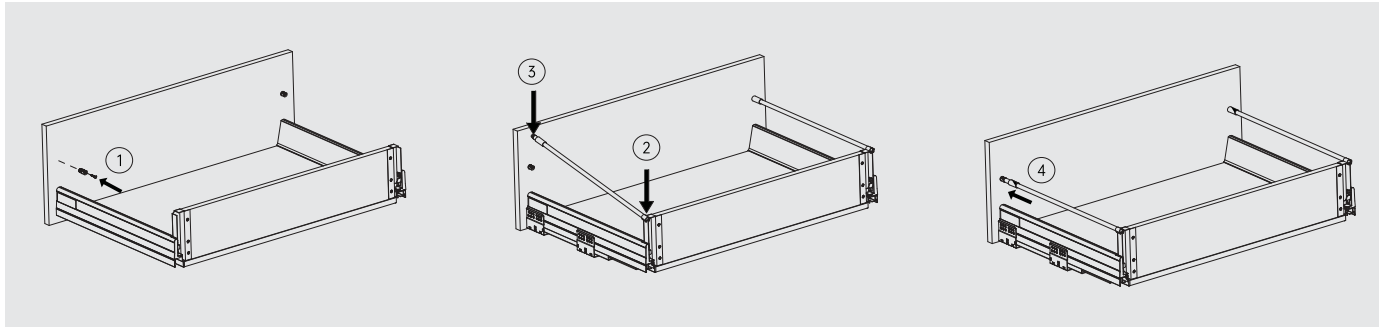
### Adjustment



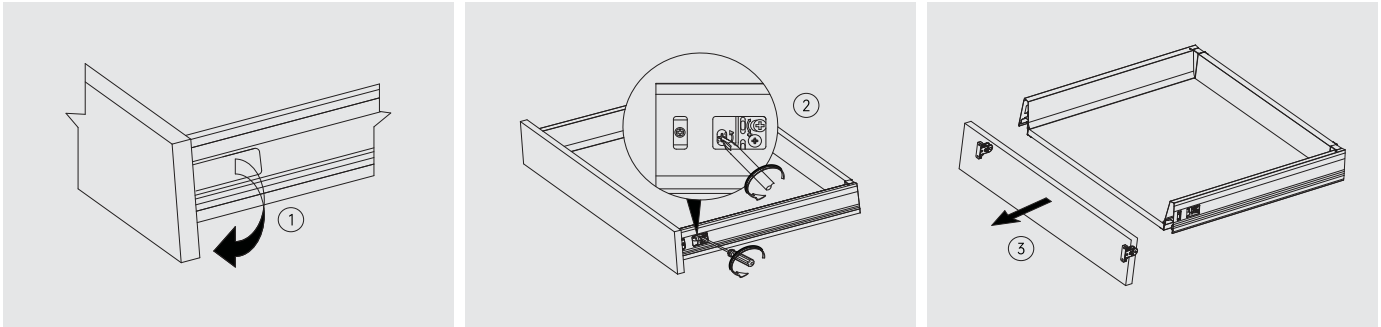
### Internal Front Panel Installation



### Assembly of Round Gallery



### Panel Disassembly













# CONCEALED UNDERMOUNT SLIDE SERIES



## The Art of Concealment The Joy of Serenity

With a gentle touch, the drawer glides open effortlessly,  
Like the first light of dawn—soft and serene.

The slide rails vanish into invisibility,  
Leaving only sleek, fluid lines in their wake—  
Minimalist yet elegant.  
Every motion embodies a pursuit of beauty.

Each silent, smooth glide unfolds seamlessly,  
As if immersed in an ocean of artistry.  
Inviting you to savor its unique tranquility and grace.








- The drawer guide slide features exceptional synchronized sliding performance, with seamless coordination between components that minimizes friction for effortless push-pull operation. The near-silent sliding process ensures gentle and smooth opening/closing motions.



- 24 precision-engineered steel balls, each meticulously polished, create an ultra-smooth drawer extension experience.



- Handle-style design with adjustable functionality.





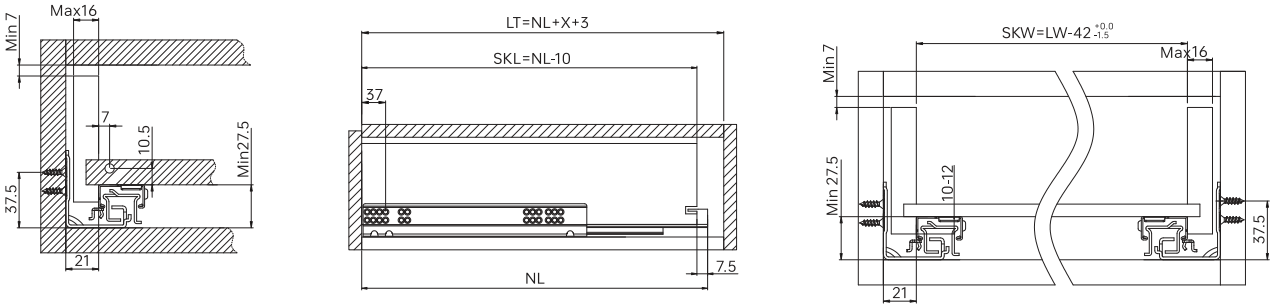
# M Series Sync Concealed undermount Slide

## Full extension(16mm Handle Type)

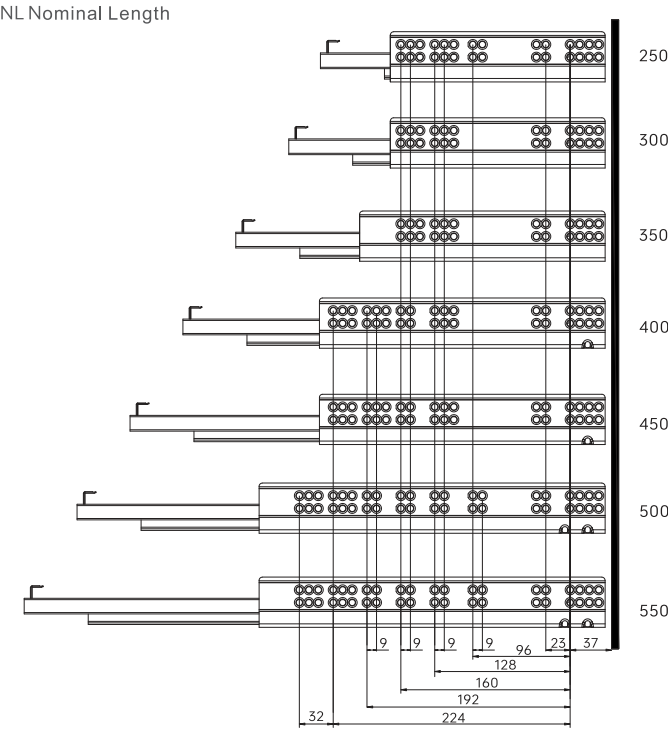
Item Number	Nominal Length	Drawer Length	Minimum Cabinet Depth	Pull-out distance
M5001-250	250mm	240mm	253mm	200mm
M5001-300	300mm	290mm	303mm	250mm
M5001-350	350mm	340mm	353mm	300mm
M5001-400	400mm	390mm	403mm	347mm
M5001-450	450mm	440mm	453mm	395mm
M5001-500	500mm	490mm	503mm	445mm
M5001-550	550mm	540mm	553mm	495mm

### Cabinet Interior

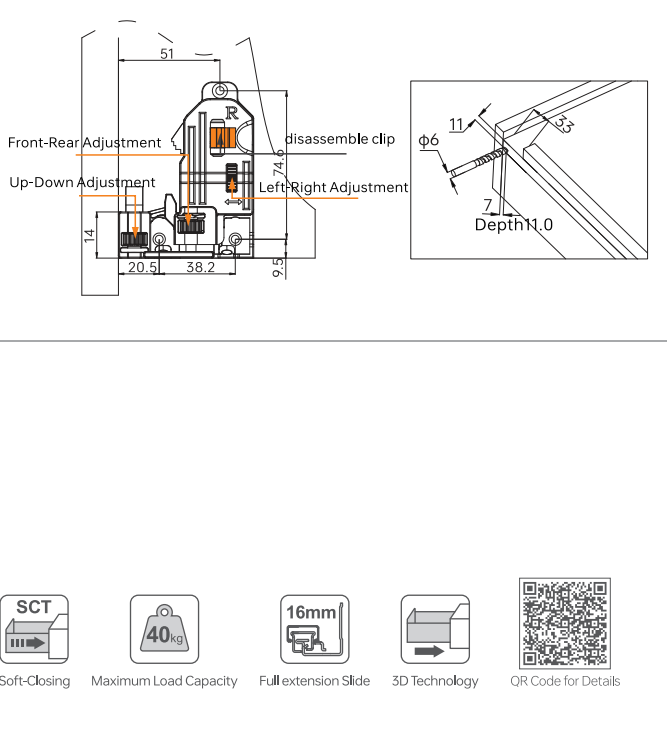
SKL Drawer Length  
SKW Base Panel net Width  
LW Cabinet Net Width  
NL Nominal Length



### Cabinet Slide Installation Dimensions



### Drawer Installation Hole Diagram



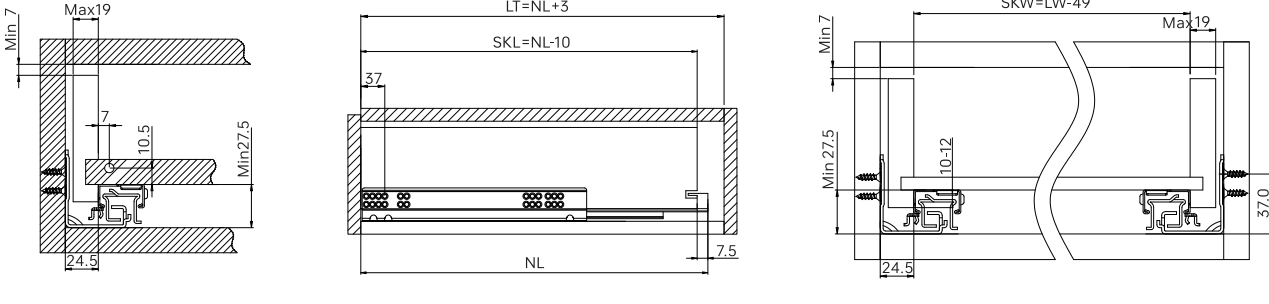
# M Series Sync Concealed undermount Slide

## Full extension(19mm Handle Type)

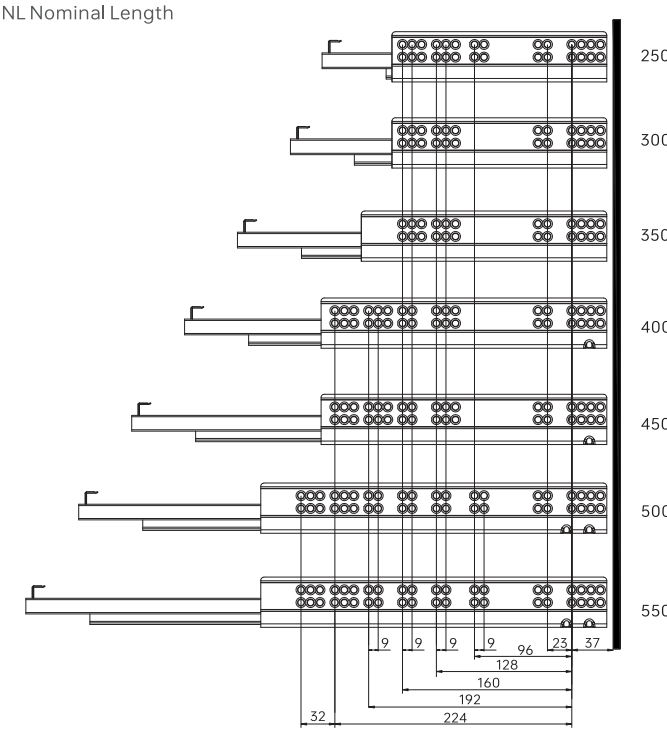
Item Number	Nominal Length	Drawer Length	Minimum Cabinet Depth	Pull-out distance
M5003-250	250mm	240mm	253mm	200mm
M5003-300	300mm	290mm	303mm	250mm
M5003-350	350mm	340mm	353mm	300mm
M5003-400	400mm	390mm	403mm	347mm
M5003-450	450mm	440mm	453mm	395mm
M5003-500	500mm	490mm	503mm	445mm
M5003-550	550mm	540mm	553mm	495mm

### Cabinet Interior

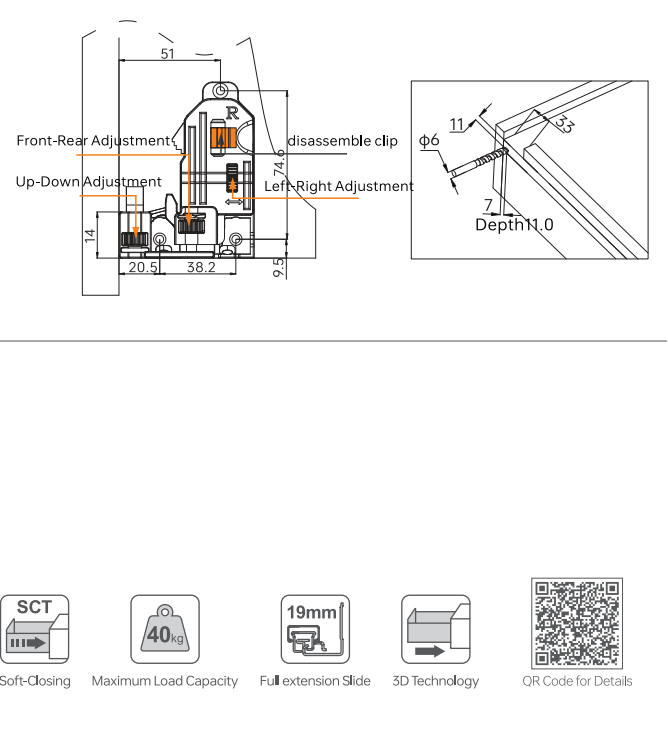
SKL Drawer Length  
SKW Base Panel net Width  
LW Cabinet Net Width  
NL Nominal Length



### Cabinet Slide Installation Dimensions



### Drawer Installation Hole Diagram



## M Series Sync Concealed undermount Slide

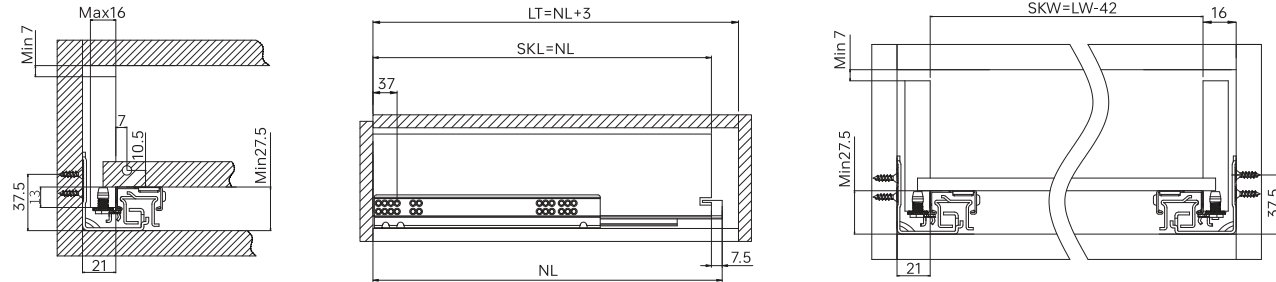
### Full extension(16mm Pin Type)



Item Number	Nominal Length	Fixed Pin hole X1	Anti-loosening Pin holeX2	Drawer LengthX3
M6002-250	250mm	180mm	225mm	240mm
M6002-300	300mm	230mm	275mm	290mm
M6002-350	350mm	280mm	325mm	340mm
M6002-400	400mm	330mm	375mm	390mm
M6002-450	450mm	380mm	425mm	440mm
M6002-500	500mm	430mm	475mm	490mm
M6002-550	550mm	480mm	525mm	540mm

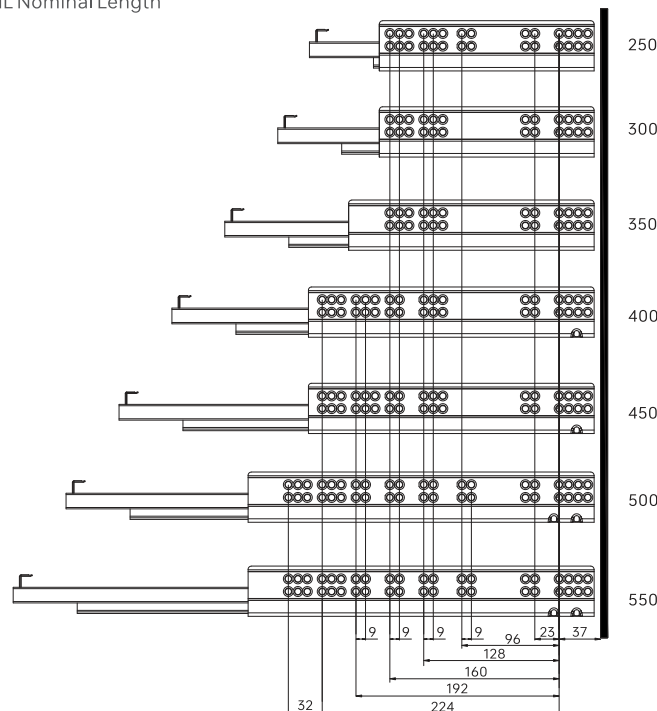
### Cabinet Interior

SKL Drawer Length  
SKW Base Panel net Width  
LW Cabinet Net Width  
NL Nominal Length

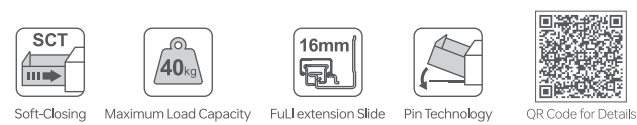
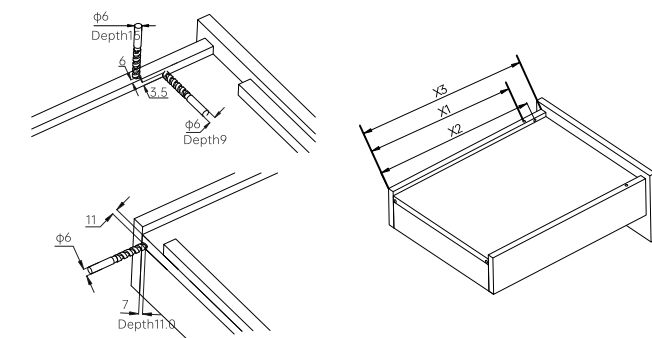


## Cabinet Slide Installation Dimensions

NL Nominal Length



### Drawer Installation Hole Diagram



## M Series Sync Concealed undermount Slide

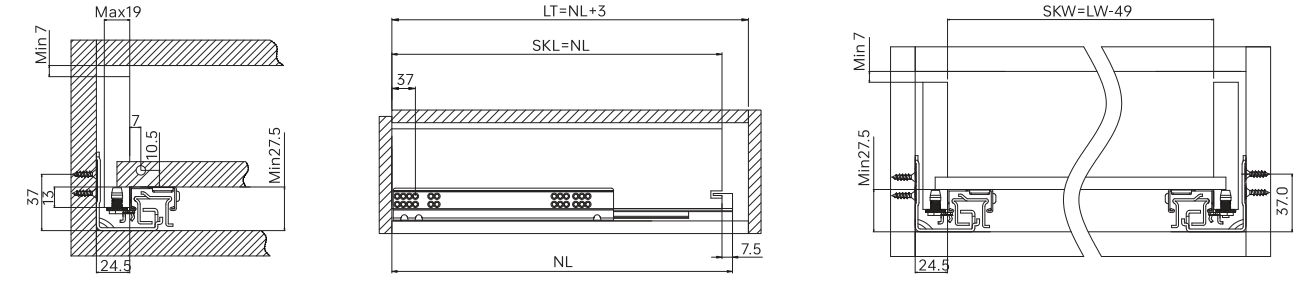
### Full extension(19mm Pin Type)



Item Number	Nominal Length	Fixed Pin hole X1	Anti-loosening Pin holeX2	Drawer LengthX3
M5004-270	250mm	180mm	225mm	240mm
M5004-300	300mm	230mm	275mm	290mm
M5004-350	350mm	280mm	325mm	340mm
M5004-400	400mm	330mm	375mm	390mm
M5004-450	450mm	380mm	425mm	440mm
M5004-500	500mm	430mm	475mm	490mm
M5004-550	550mm	480mm	525mm	540mm

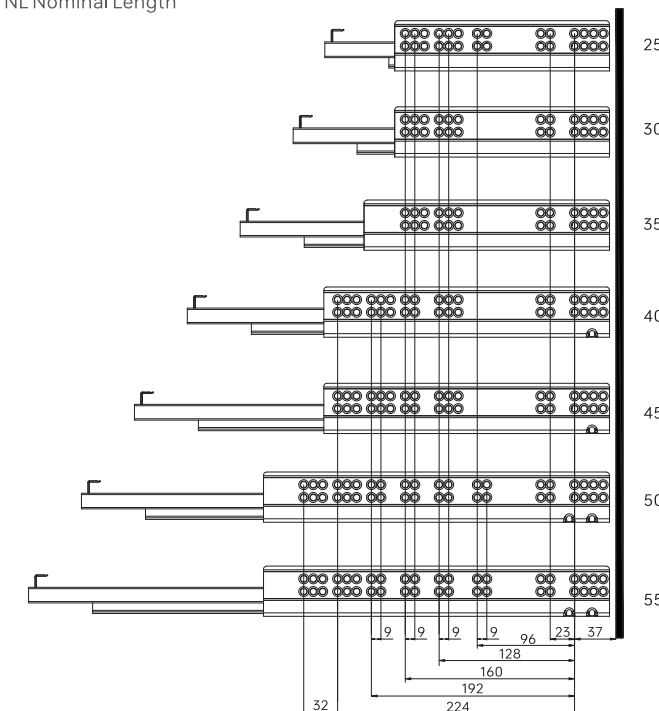
### Cabinet Interior

SKL Drawer Length  
SKW Base Panel net Width  
LW Cabinet Net Width  
NL Nominal Length

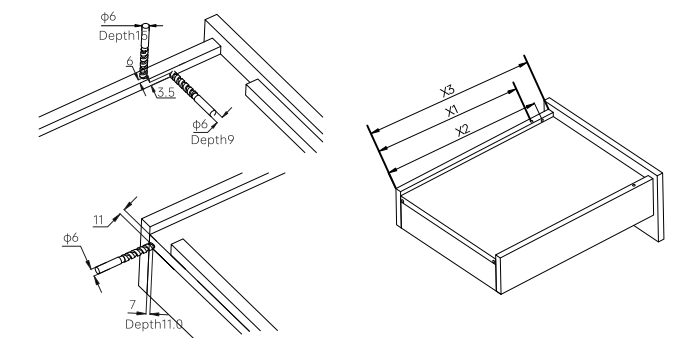


## Cabinet Slide Installation Dimensions

NL Nominal Length




### Drawer Installation Hole Diagram





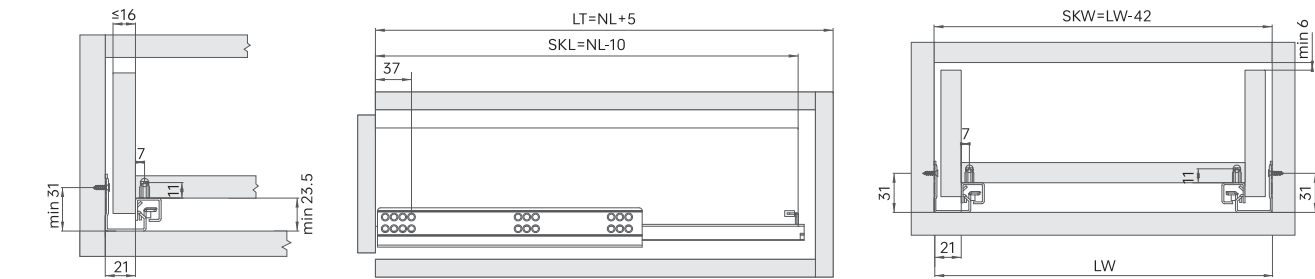
M Series Sync Concealed undermount Slide

Single extension(16mm Handle Type)

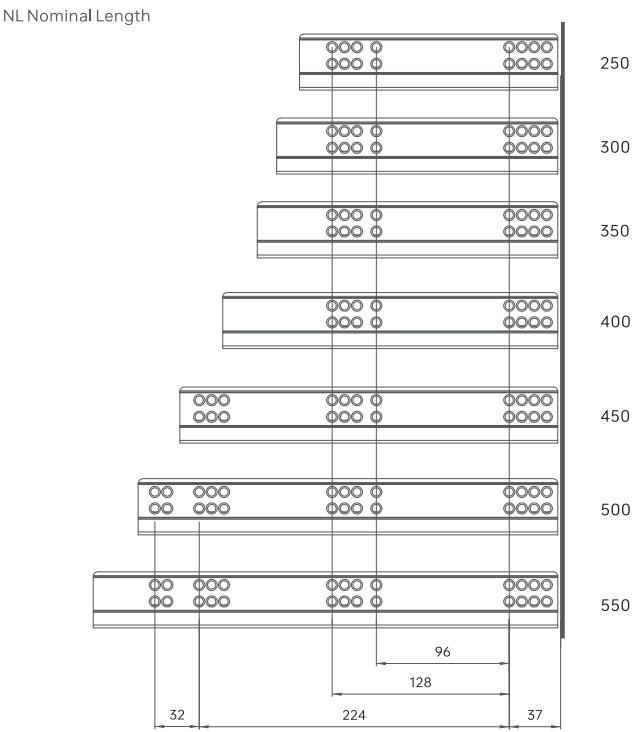
	Item Number	Nominal Length
	M5601-250	250mm
	M5601-300	300mm
	M5601-350	350mm
	M5601-400	400mm
	M5601-450	450mm
	M5601-500	500mm
	M5601-550	550mm

Cabinet Interior

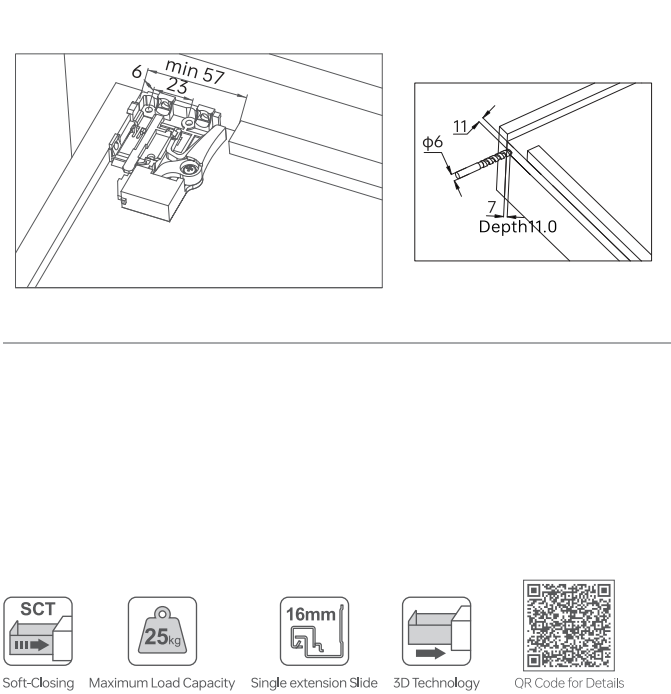
SKL Drawer Length  
SKW Base Panel net Width  
LW Cabinet Net Width  
NL Nominal Length





Cabinet Slide Installation Dimensions





Drawer Installation Hole Diagram




  
Soft-Closing

  
Maximum Load Capacity


  
Single extension Slide

  
3D Technology

  
QR Code for Details

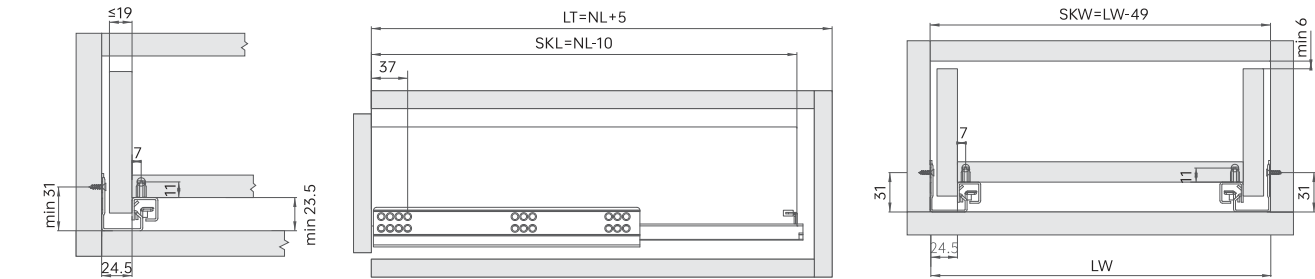
M Series Sync Concealed undermount Slide

Single extension(19mm Handle Type)

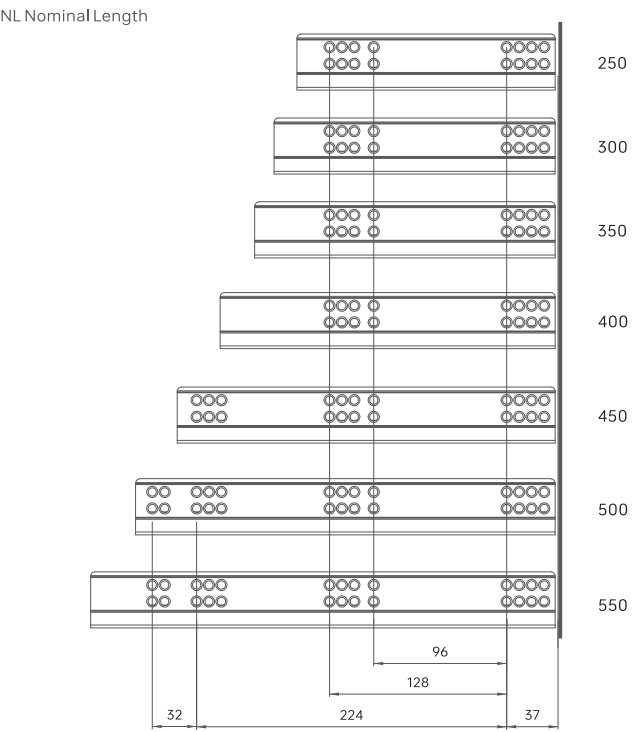
	Item Number	Nominal Length
	M5603-250	250mm
	M5603-300	300mm
	M5603-350	350mm
	M5603-400	400mm
	M5603-450	450mm
	M5603-500	500mm
	M5603-550	550mm

Cabinet Interior

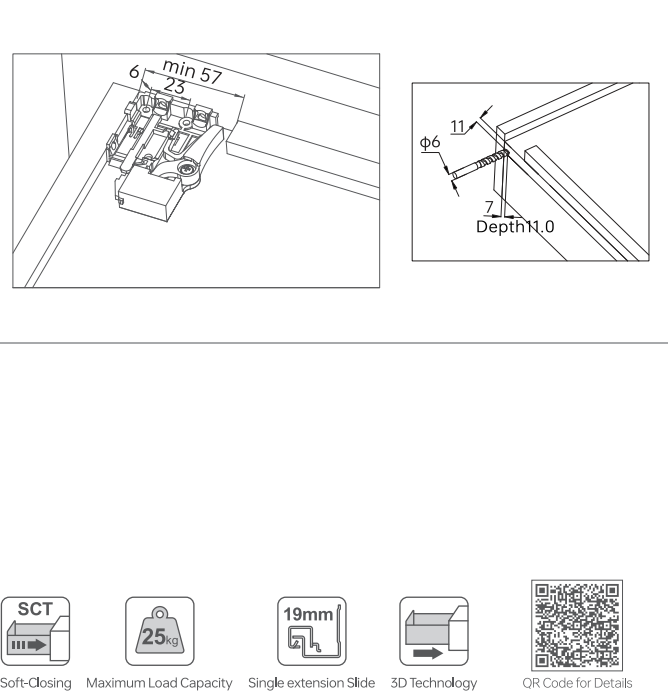
SKL Drawer Length  
SKW Base Panel net Width  
LW Cabinet Net Width  
NL Nominal Length





Cabinet Slide Installation Dimensions





Drawer Installation Hole Diagram




  
Soft-Closing

  
Maximum Load Capacity

  
Single extension Slide

  
3D Technology

  
QR Code for Details

M Series Sync Concealed undermount Slide

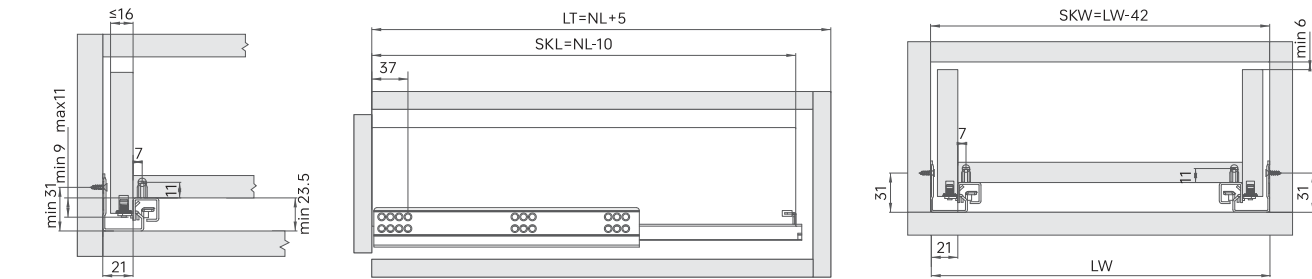
Single extension(16mm Pin Type)



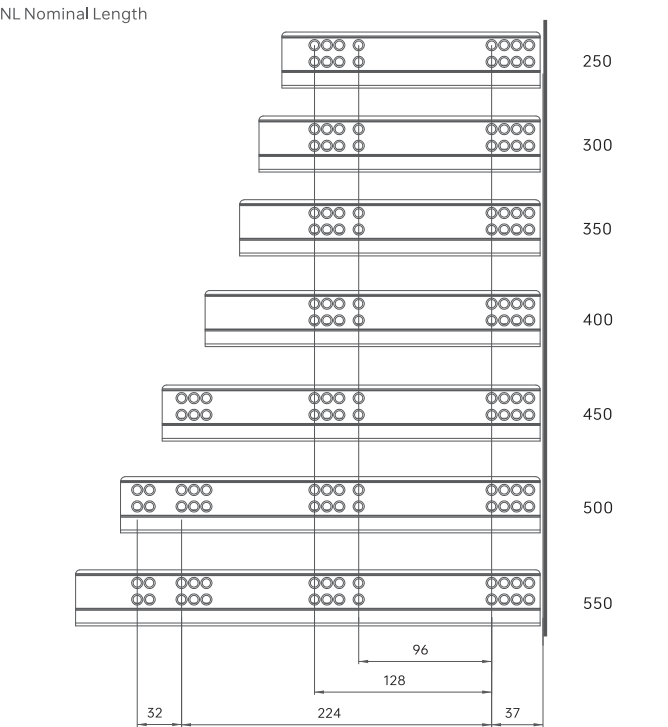
Item Number	Nominal Length	Fixed Pin hole X1	Anti-loosening Pin holeX2	Drawer LengthX3
M5602-250	250mm	220mm	188mm	240mm
M5602-300	300mm	245mm	213mm	290mm
M5602-350	350mm	270mm	238mm	340mm
M5602-400	400mm	305mm	273mm	390mm
M5602-450	450mm	330mm	298mm	440mm
M5602-500	500mm	355mm	323mm	490mm
M5602-550	550mm	390mm	358mm	540mm

Cabinet Interior

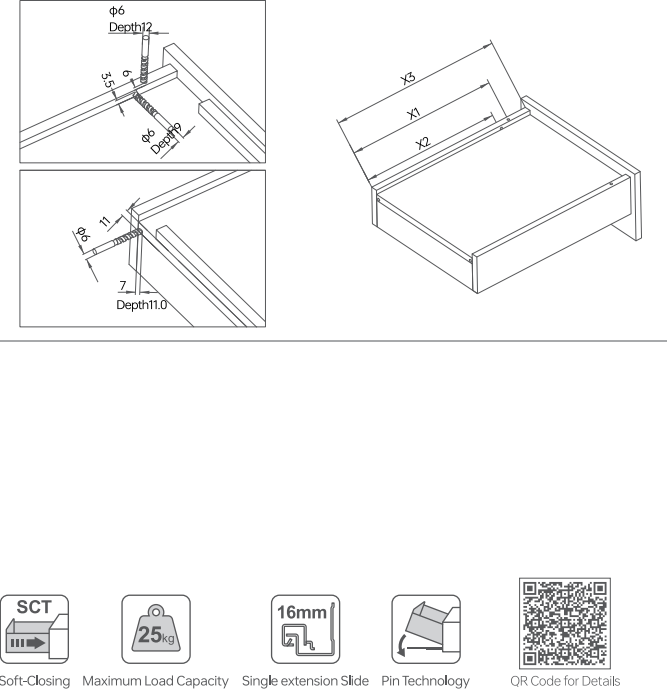
SKL Drawer Length  
SKW Base Panel net Width  
LW Cabinet Net Width  
NL Nominal Length



Cabinet Slide Installation Dimensions



Drawer Installation Hole Diagram





Soft-Closing



Maximum Load Capacity



Single extension Slide




Pin Technology



QR Code for Details

M Series Sync Concealed undermount Slide

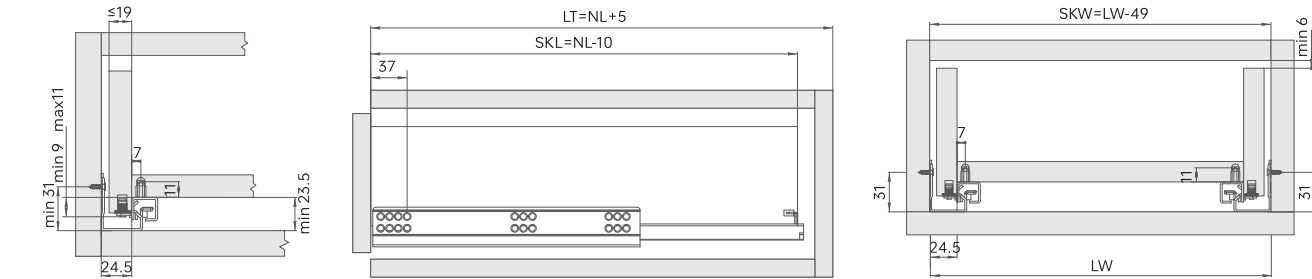
Single extension(19mm Pin Type)



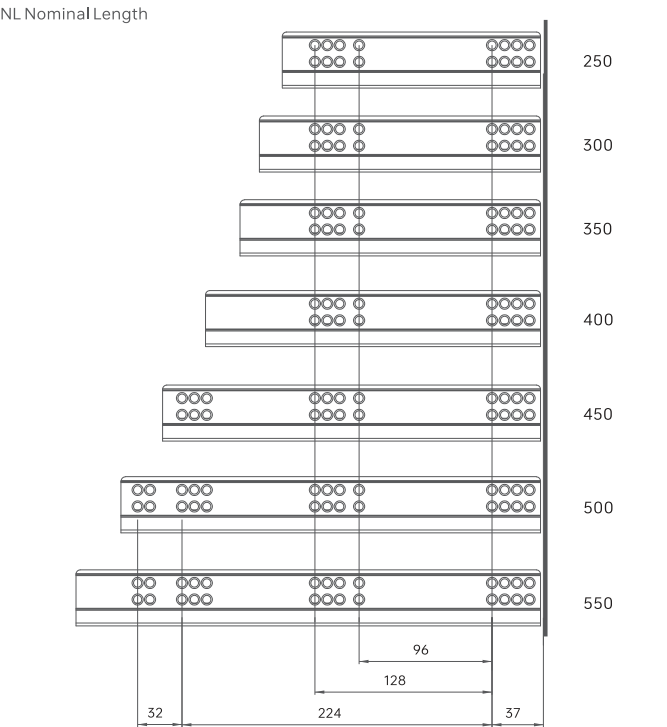
Item Number	Nominal Length	Fixed Pin hole X1	Anti-loosening Pin holeX2	Drawer LengthX3
M5604-250	250mm	220mm	188mm	240mm
M5604-300	300mm	245mm	213mm	290mm
M5604-350	350mm	270mm	238mm	340mm
M5604-400	400mm	305mm	273mm	390mm
M5604-450	450mm	330mm	298mm	440mm
M5604-500	500mm	355mm	323mm	490mm
M5604-550	550mm	390mm	358mm	540mm

Cabinet Interior

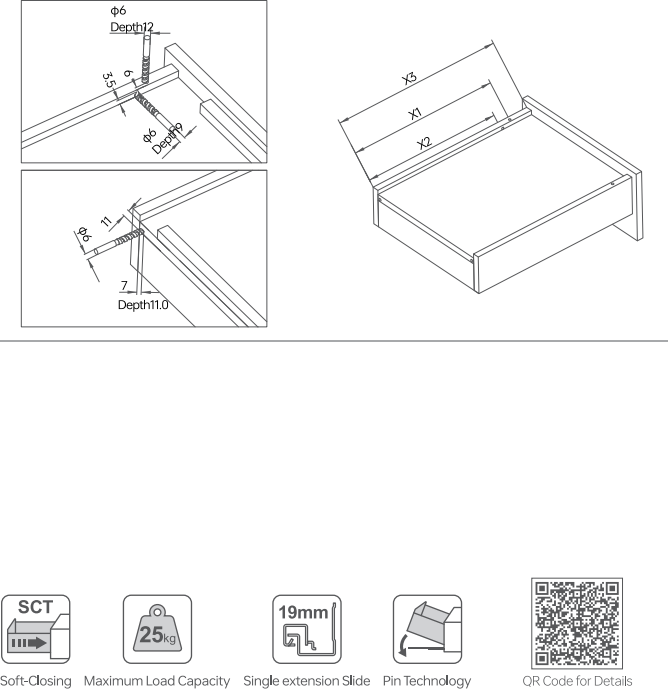
SKL Drawer Length  
SKW Base Panel net Width  
LW Cabinet Net Width  
NL Nominal Length



Cabinet Slide Installation Dimensions



Drawer Installation Hole Diagram





Soft-Closing



Maximum Load Capacity



Single extension Slide



Pin Technology




QR Code for Details



G Series Sync Concealed undermount Slide

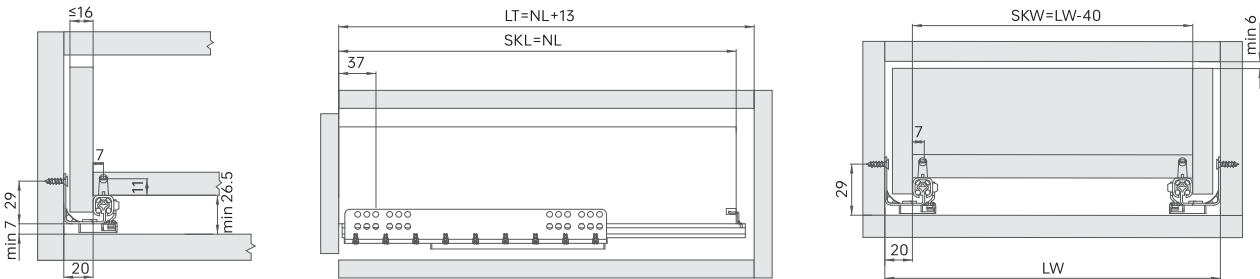
Single extension(16mm Handle Type)



Item Number	Nominal Length
G2301-250	250mm
G2301-300	300mm
G2301-350	350mm
G2301-400	400mm
G2301-450	450mm
G2301-500	500mm
G2301-550	550mm

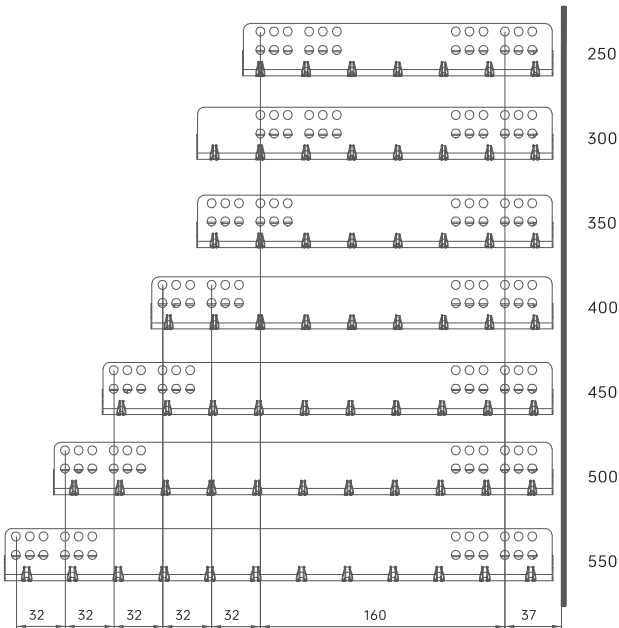
Cabinet Interior

SKL Drawer Length  
SKW Base Panel net Width  
LW Cabinet Net Width  
NL Nominal Length

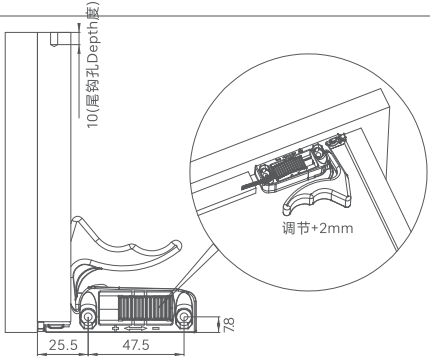



Cabinet Slide Installation Dimensions


NL Nominal Length




Drawer Installation Hole Diagram




  
Soft-Closing

  
Maximum Load Capacity


  
Single extension Slide

  
3D Technology

  
QR Code for Details

G Series Sync Concealed undermount Slide

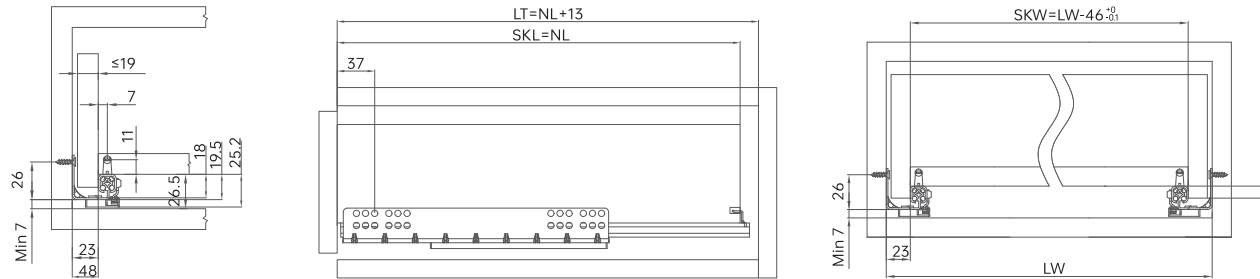
Single extension(19mm Handle Type)



Item Number	Nominal Length
G2401-250	250mm
G2401-300	300mm
G2401-350	350mm
G2401-400	400mm
G2401-450	450mm
G2401-500	500mm
G2401-550	550mm

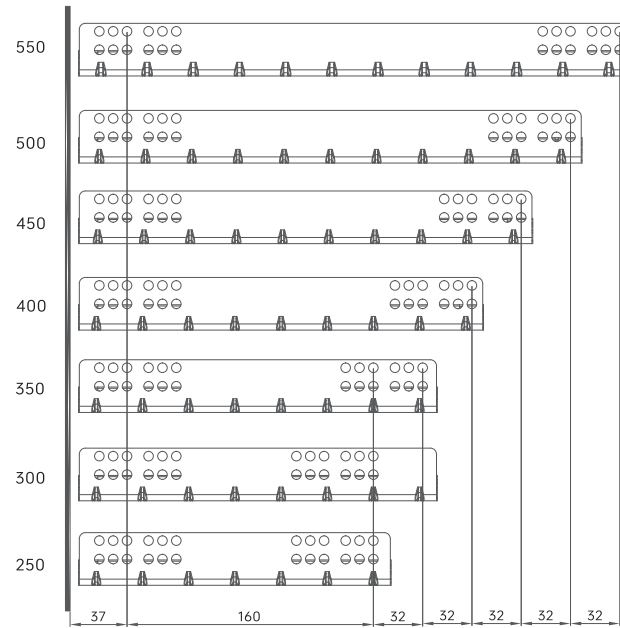
Cabinet Interior

SKL Drawer Length  
SKW Base Panel net Width  
LW Cabinet Net Width  
NL Nominal Length

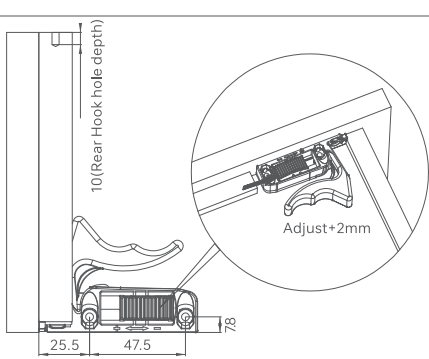



Cabinet Slide Installation Dimensions


NL Nominal Length





Drawer Installation Hole Diagram




  
Soft-Closing

  
Maximum Load Capacity

  
Single extension Slide

  
3D Technology

  
QR Code for Details

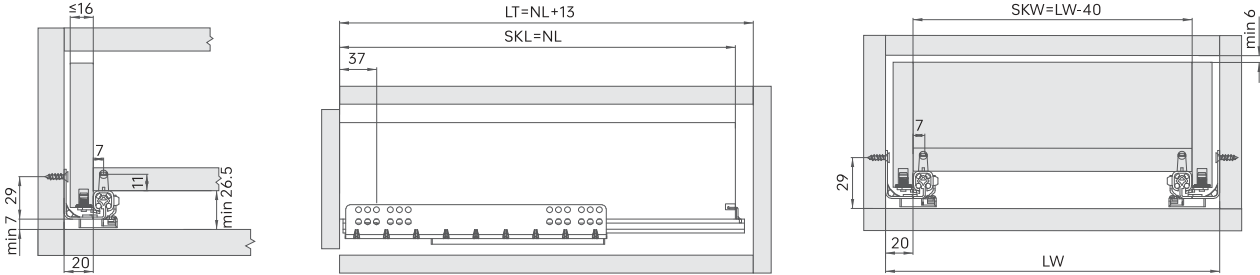
# G Series Sync Concealed undermount Slide

## Single extension(16mm Pin Type)

Item Number	Nominal Length	Fixed Pin hole X1
G2302-250	250mm	188.5mm
G2302-300	300mm	188.5mm
G2302-350	350mm	221.5mm
G2302-400	400mm	249.5mm
G2302-450	450mm	283.5mm
G2302-500	500mm	309.5mm
G2302-550	550mm	338.5mm

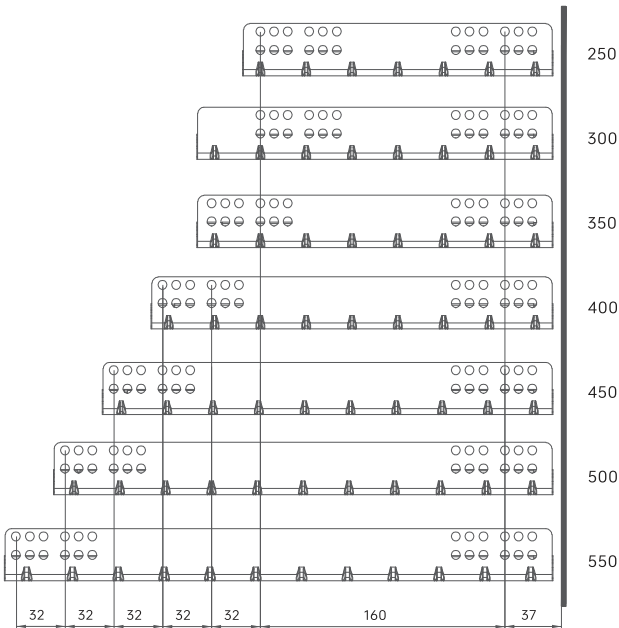
### Cabinet Interior

SKL Drawer Length  
SKW Base Panel net Width  
LW Cabinet Net Width  
NL Nominal Length

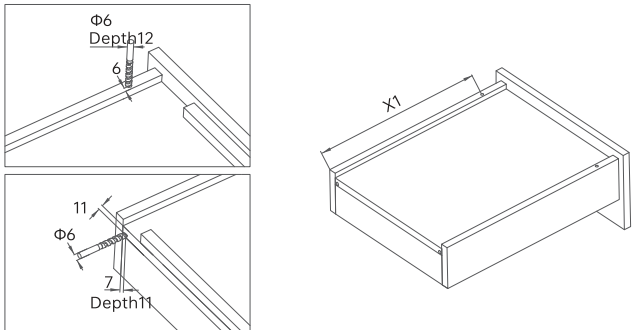


### Cabinet Slide Installation Dimensions

NL Nominal Length



### Drawer Installation Hole Diagram



Soft-Closing

Maximum Load Capacity

Single extension Slide

Pin Technology

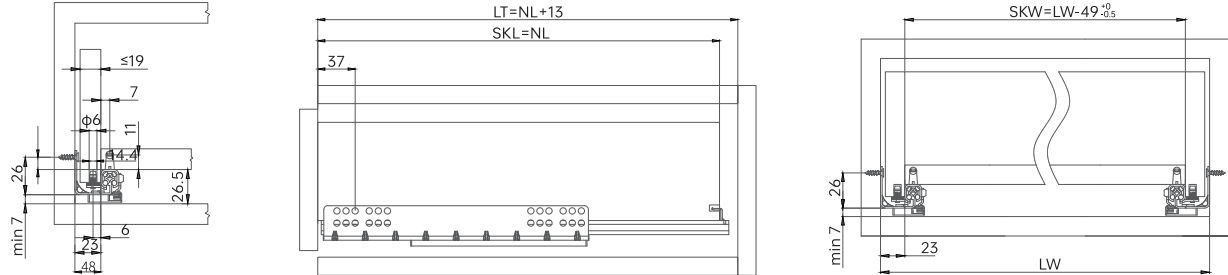
# G Series Sync Concealed undermount Slide

## Single extension(19mm Pin Type)

Item Number	Nominal Length	Fixed Pin hole X1	Anti-loosening Pin holeX2
G2402-250	250mm	188.5mm	220.5mm
G2402-300	300mm	188.5mm	220.5mm
G2402-350	350mm	221.5mm	253.5mm
G2402-400	400mm	249.5mm	281.5mm
G2402-450	450mm	283.5mm	315.5mm
G2402-500	500mm	309.5mm	341.5mm
G2402-550	550mm	338.5mm	370.5mm

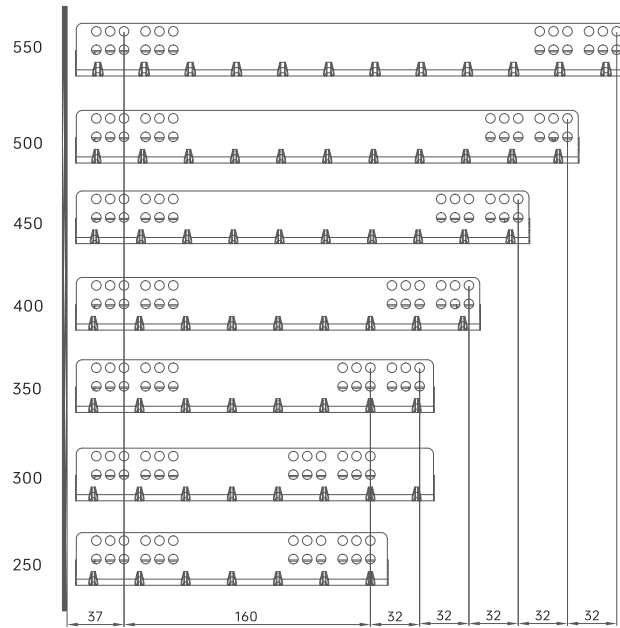
### Cabinet Interior

SKL Drawer Length  
SKW Base Panel net Width  
LW Cabinet Net Width  
NL Nominal Length

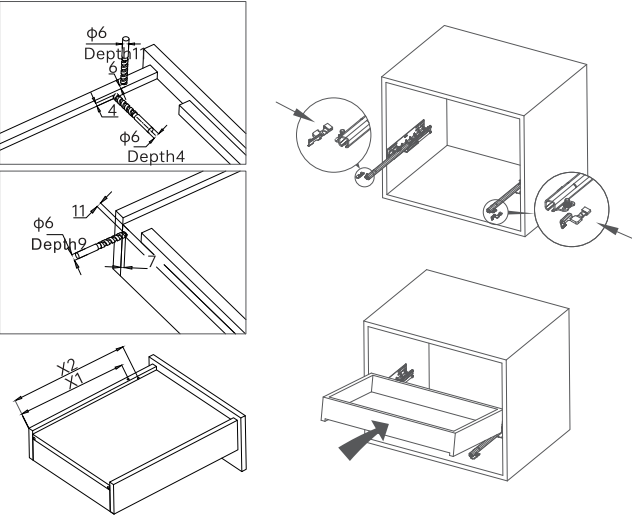


### Cabinet Slide Installation Dimensions

NL Nominal Length



### Drawer Installation Hole Diagram



Soft-Closing

Maximum Load Capacity

Single extension Slide

Pin Technology





# G Series Sync Concealed undermount Slide

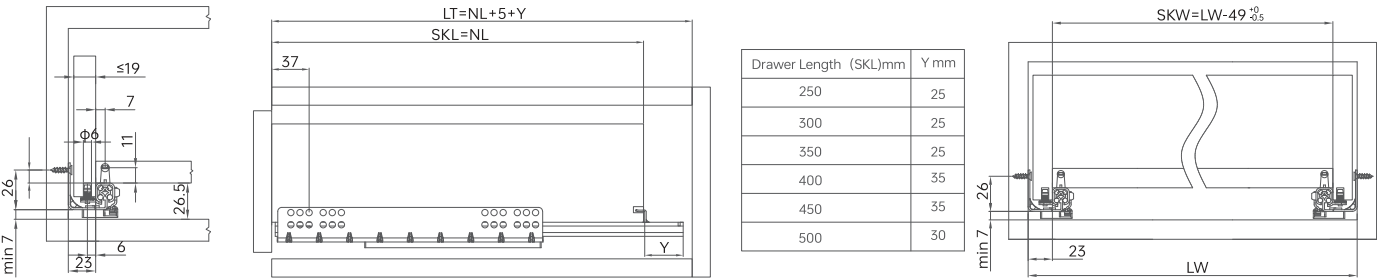
Extra extension(19mm Pin Type)



Item Number	Nominal Length	Fixed Pin hole X1	Anti-loosening Pin holeX2
G2102-250	250mm	188.5mm	220.5mm
G2102-300	300mm	188.5mm	220.5mm
G2102-350	350mm	221.5mm	253.5mm
G2102-400	400mm	249.5mm	281.5mm
G2102-450	450mm	283.5mm	315.5mm
G2102-500	500mm	309.5mm	341.5mm

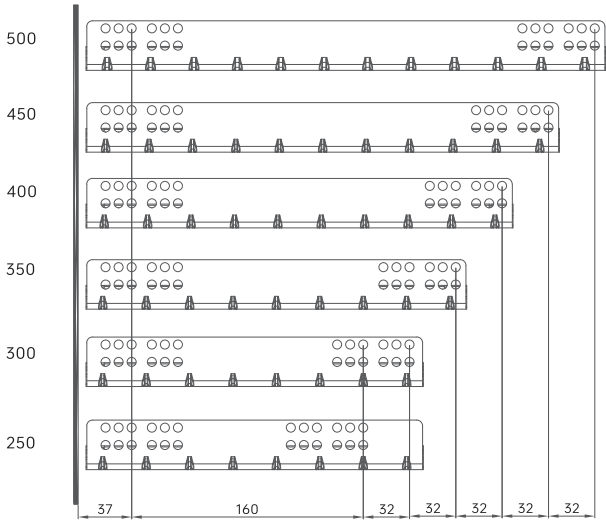
## Cabinet Interior

SKL Drawer Length SKW Base Panel net Width LW Cabinet Net Width NL Nominal Length  
LT Cabinet net depth Y Distance from drawer back panel to slide rail tail X Panel thickness

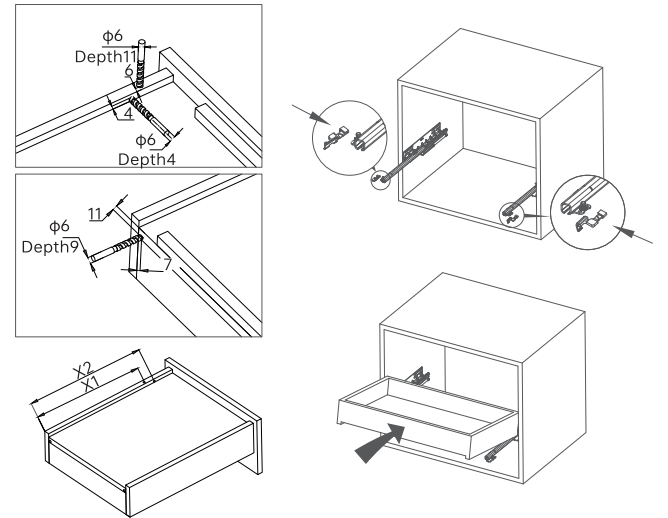


## Cabinet Slide Installation Dimensions

NL Nominal Length



## Drawer Installation Hole Diagram



  
Soft-Closing

  
Maximum Load Capacity

  
Single extension Slide

  
Pin Technology

  
QR Code for Details












# BALL BEARING SLIDE SERIES

## The Beauty of Machinery Expressed Through Art

Ball-bearing slides  
Not only bear the weight of objects.  
But carry the passion and pursuit of art.  
Every glide is a tribute to artistry.

Ball-bearing slides  
With their unique structure and exquisite design  
Reveal the fusion of mechanical elegance and artistic expression.  
Every movement becomes an interpretation of beauty.





Ball Bearing Slide Series

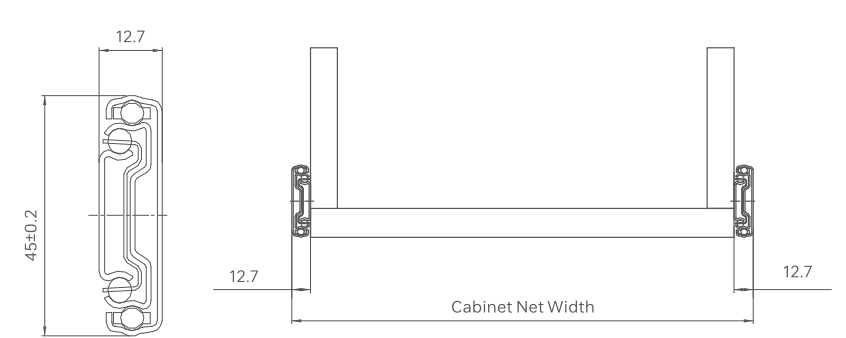
Full Extension BBS standard

Description	Nominal Length	Electrophoretic black	Blue zinc-plated	A	B	C	D	E	F	G	L
Material: Cold rolled steel	250	4503-10G	4503-10B	250	64					169	250
Material thickness: 1.0x1.0x1.2mm	300	4503-12G	4503-12B	300	64	96			96	128	300
Surface treatment: Blue zinc-plated, Electrophoretic black	350	4503-14G	4503-14B	350	64	96			128	128	350
Rated load capacity: 40KG (at 450mm standard length)	400	4503-16G	4503-16B	400	64	96	64		128	192	400
Life cycle: 50,000 cycles	450	4503-18G	4503-18B	450	64	96	128		160	192	450
Dimensional range: 200-600mm	500	4503-20G	4503-20B	500	64	96	128	64	192	224	500
Installation method: Side-mounted on cabinet	550	4503-22G	4503-22B	550	64	96	128	64	224	224	550
	600	4503-24G	4503-24B	600	64	96	128	128	224	288	600

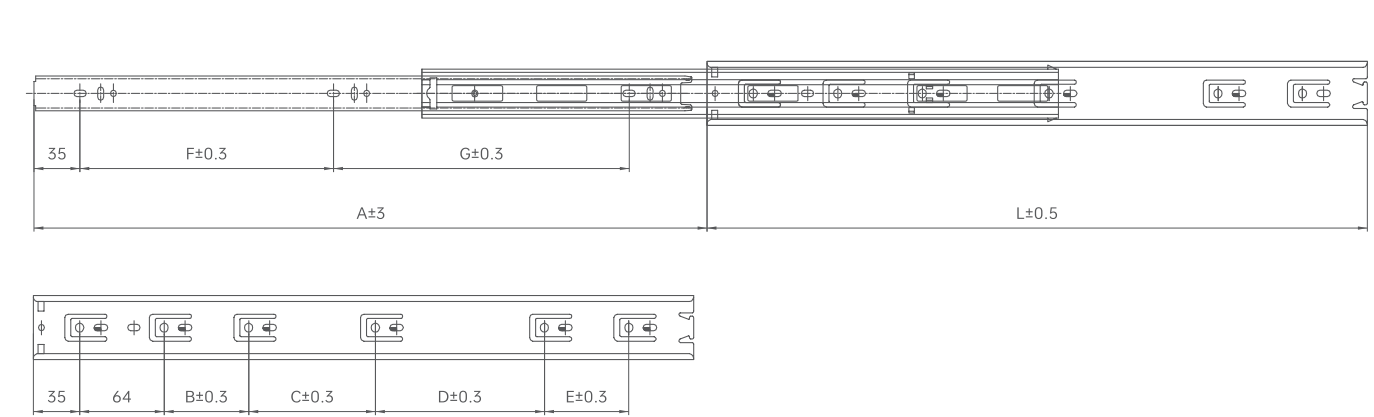
Product diagram of slide



Cross-sectional view of slide



Cross-sectional view of slide



QR Code for Details



Maximum Load Capacity

Ball Bearing Slide Series

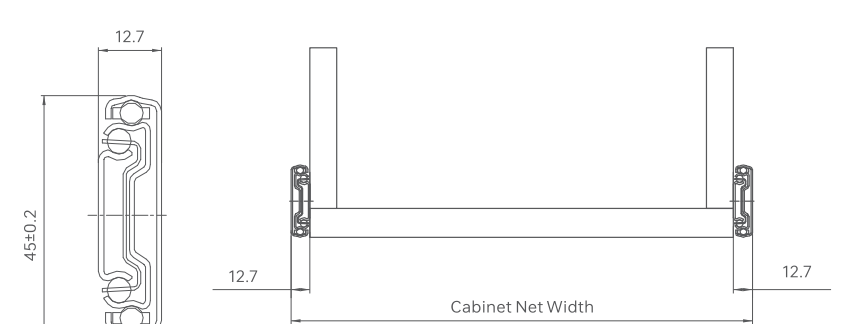
Full Extension BBS Soft Closing

Description	Nominal Length	Electrophoretic black	Blue zinc-plated	A	B	C	D	E	F	G	L
Material: Cold rolled steel	250	4501-10G	4501-10B	250						132	250
Material thickness: 1.0x1.0x1.2mm	300	4501-12G	4501-12B	300	64				96	86	300
Surface treatment: Blue zinc-plated, Electrophoretic black	350	4501-14G	4501-14B	350	64				128	104	350
Rated load capacity: 40KG (at 450mm standard length)	400	4501-16G	4501-16B	400	64	64			128	133.5	400
Life cycle: 50,000 cycles	450	4501-18G	4501-18B	450	64	96			160	149	450
Dimensional range: 200-600mm	500	4501-20G	4501-20B	500	64	96			192	167	500
Special features: Stable soft-closing structure with 45mm soft-closing distance, Damper with adjustable error-correction function	550	4501-22G	4501-22B	550	64	96	128		224	185	550
Damper with adjustment and error correction function	600	4501-24G	4501-24B	600	64	96	128		224	235	600
Installation method: Side-mounted on cabinet											

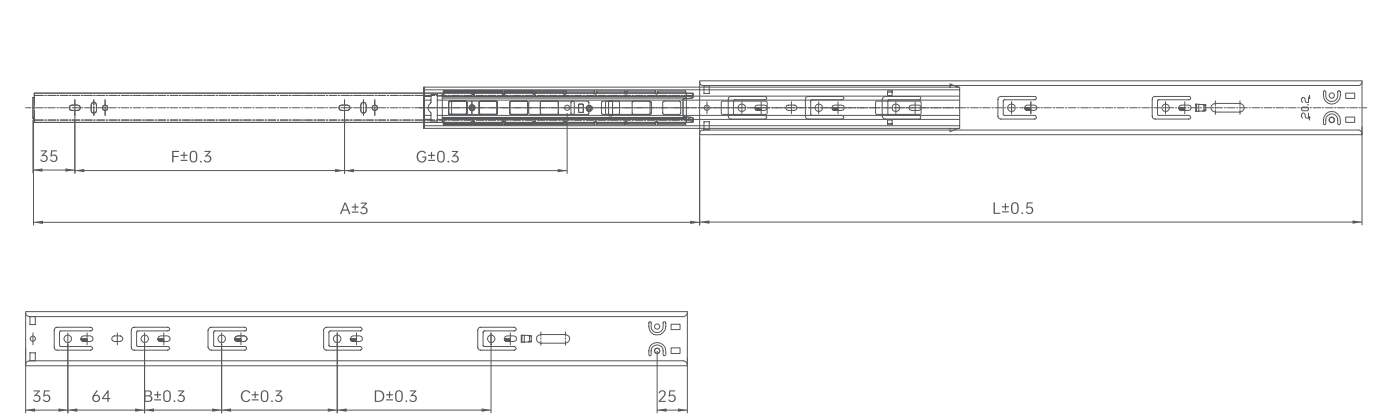
Product diagram of slide



Cross-sectional view of slide



Cross-sectional view of slide



Soft-Closing



Maximum Load Capacity



QR Code for Details

Ball Bearing Slide Series

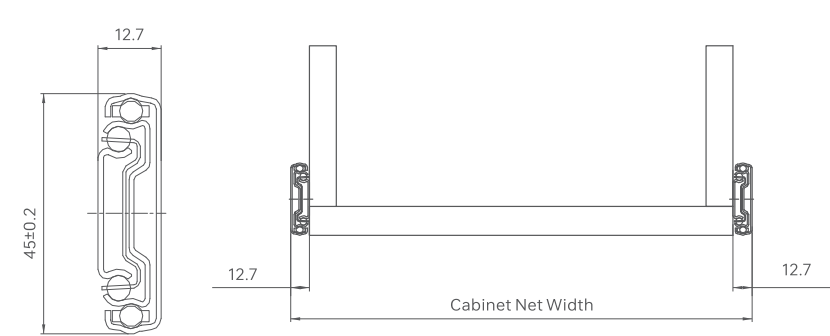
Full Extension BBS Push to Open

Description	Nominal Length	Electrophoretic black	Blue zinc-plated	A	B	C	D	E	F	G	L
Material: Cold rolled steel	250	4504-10G	4504-10B	250						164	250
Material thickness: 1.0x1.0x1.2mm	300	4504-12G	4504-12B	300	64				96	118	300
Surface treatment: Blue zinc-plated, Electrophoretic black	350	4504-14G	4504-14B	350	64				128	136	350
Rated load capacity: 40KG (at 450mm standard length)	400	4504-16G	4504-16B	400	64	96			128	186	400
Life cycle: 50,000 cycles	450	4504-18G	4504-18B	450	64	96			160	204	450
Dimensional range: 200-600mm	500	4504-20G	4504-20B	500	64	96			192	224	500
Special features: Press rebound	550	4504-22G	4504-22B	550	64	96	128		224	240	550
Installation method: Side-mounted on cabinet	600	4504-24G	4504-24B	600	64	96	128		224	290	600

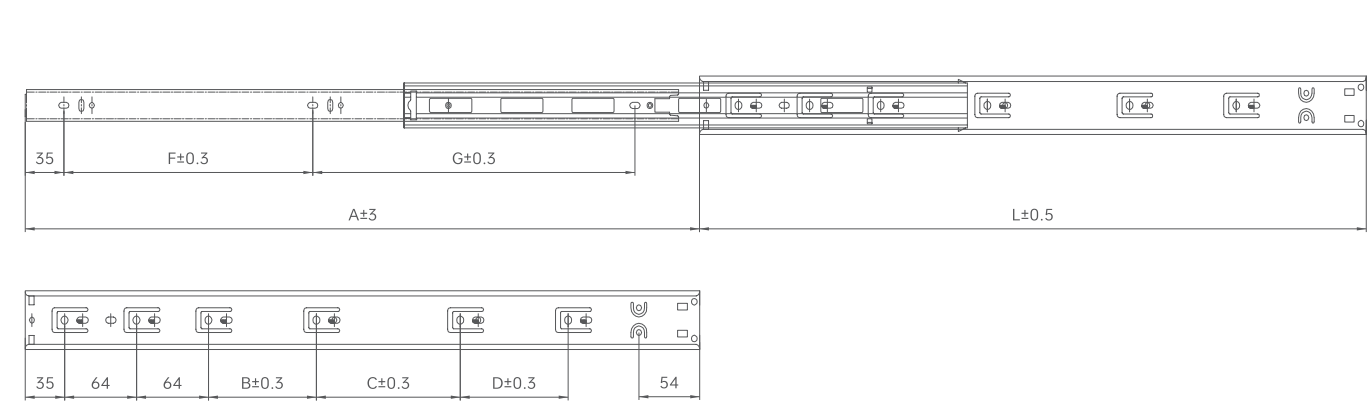
Product diagram of slide



Cross-sectional view of slide



Cross-sectional view of slide



QR Code for Details



Push-to-open



Maximum Load Capacity

Ball Bearing Slide Series

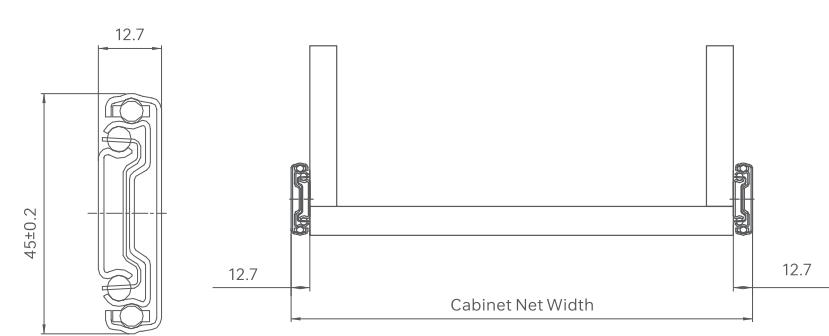
Thicker-Full Extension BBS standard

Description	Nominal Length	Electrophoretic black	Blue zinc-plated	A	B	C	D	E	F	G	L
Material: Cold rolled steel	250	4513-10G	4513-10B	250	64					169	250
Material thickness: 1.2x1.2x1.5mm	300	4513-12G	4513-12B	300	64	96			96	128	300
Surface treatment: Blue zinc-plated, Electrophoretic black	350	4513-14G	4513-14B	350	64	96			128	128	350
Rated load capacity: 40KG (at 450mm standard length)	400	4513-16G	4513-16B	400	64	96	64		128	192	400
Life cycle: 50,000 cycles	450	4513-18G	4513-18B	450	64	96	128		160	192	450
Dimensional range: 200-600mm	500	4513-20G	4513-20B	500	64	96	128	64	192	224	500
Installation method: Side-mounted on cabinet	550	4513-22G	4513-22B	550	64	96	128	64	224	224	550
	600	4513-24G	4513-24B	600	64	96	128	128	224	288	600

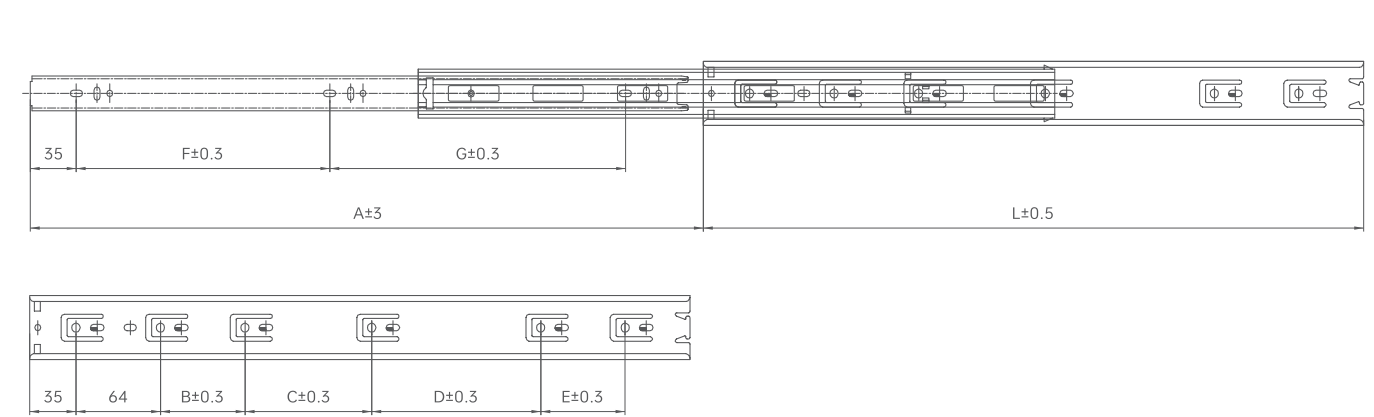
Product diagram of slide



Cross-sectional view of slide



Cross-sectional view of slide



QR Code for Details



Maximum Load Capacity



# Ball Bearing Slide Series

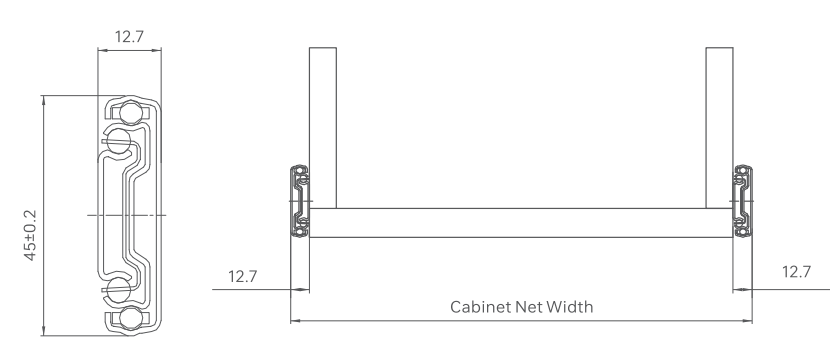
## Thicker-Full Extension BBS Soft Closing

Description	Nominal Length	Electrophoretic black	Blue zinc-plated	A	B	C	D	E	F	G	L
Material: Cold rolled steel	250	4511-10G	4511-10B	250						132	250
Material thickness: 1.2x1.2x1.5mm	300	4511-12G	4511-12B	300	64				96	86	300
Surface treatment: Blue zinc-plated, Electrophoretic black	350	4511-14G	4511-14B	350	64				128	104	350
Rated load capacity: 40KG (at 450mm standard length)	400	4511-16G	4511-16B	400	64	64			128	133.5	400
Life cycle: 50,000 cycles	450	4511-18G	4511-18B	450	64	96			160	149	450
Dimensional range: 200-600mm	500	4511-20G	4511-20B	500	64	96			192	167	500
Special features: Stable soft-closing structure with 45mm soft-closing distance, Damper with adjustable error-correction function	550	4511-22G	4511-22B	550	64	96	128		224	185	550
Damper with adjustment and error correction function	600	4511-24G	4511-24B	600	64	96	128		224	235	600
Installation method: Side-mounted on cabinet											

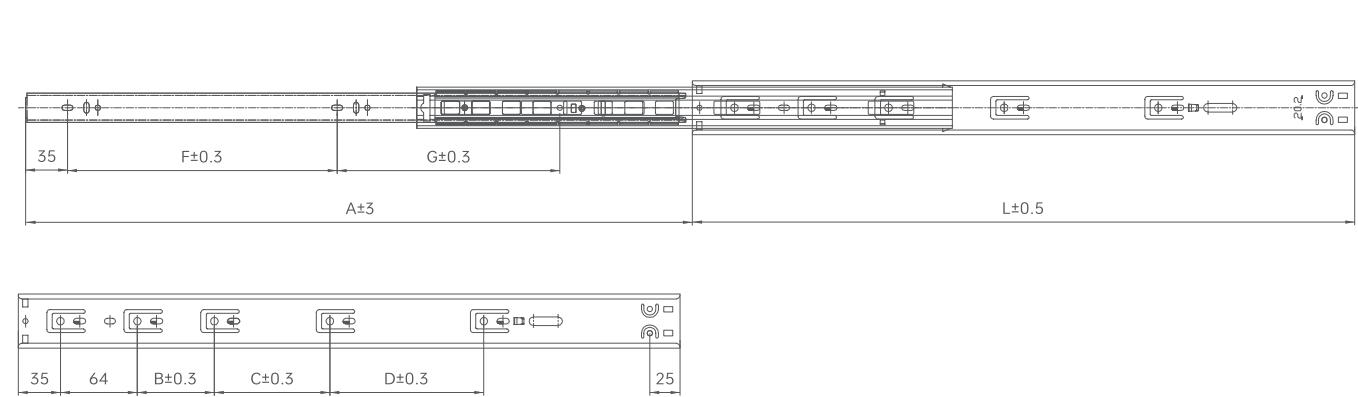
Product diagram of slide



Cross-sectional view of slide



Cross-sectional view of slide



# Ball Bearing Slide Series

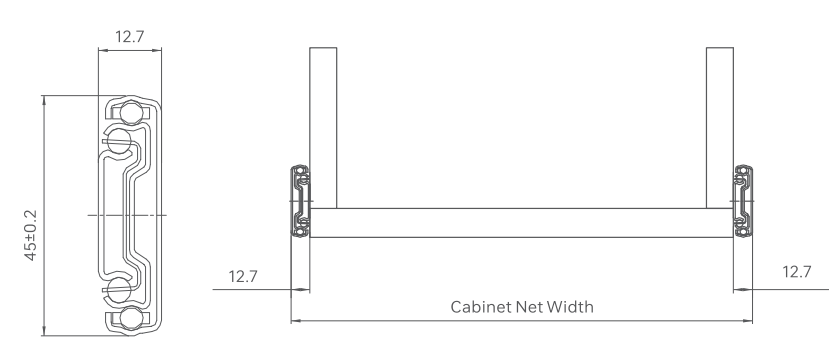
## Thicker-Full Extension BBS Push to Open

Description	Nominal Length	Electrophoretic black	Blue zinc-plated	A	B	C	D	E	F	G	L
Material: Cold rolled steel	250	4514-10G	4514-10B	250						164	250
Material thickness: 1.2x1.2x1.5mm	300	4514-12G	4514-12B	300	64				96	118	300
Surface treatment: Blue zinc-plated, Electrophoretic black	350	4514-14G	4514-14B	350	64				128	136	350
Rated load capacity: 40KG (at 450mm standard length)	400	4514-16G	4514-16B	400	64	96			128	186	400
Life cycle: 50,000 cycles	450	4514-18G	4514-18B	450	64	96			160	204	450
Dimensional range: 200-600mm	500	4514-20G	4514-20B	500	64	96			192	224	500
Special features: Press rebound	550	4514-22G	4514-22B	550	64	96	128		224	240	550
Installation method: Side-mounted on cabinet	600	4514-24G	4514-24B	600	64	96	128		224	290	600

Product diagram of slide



Cross-sectional view of slide



Cross-sectional view of slide

